
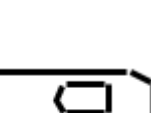
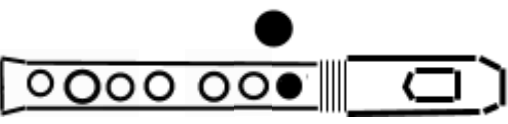
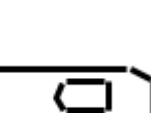
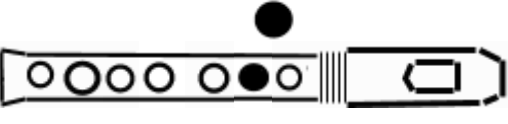
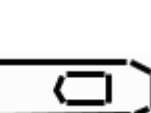
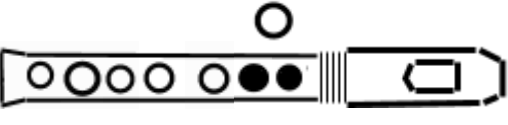
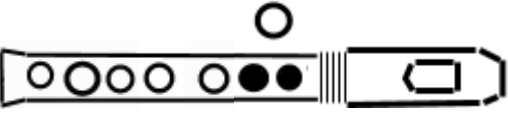
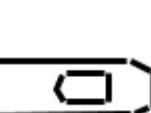
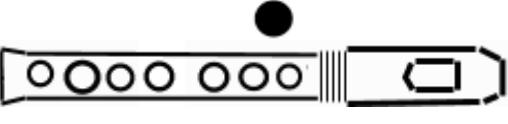
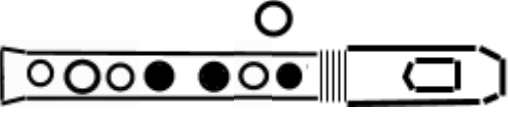
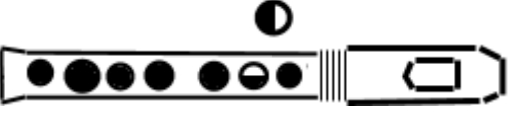

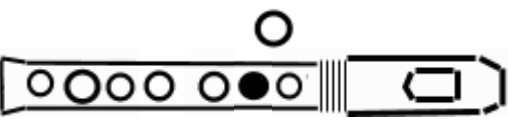

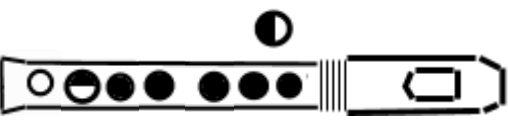
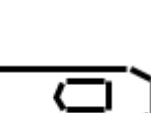


Blockis Blockflötengriffe

G 1. Oktave			G 1. Oktave
Gis/As 1. Oktave			Gis/As 1. Oktave
A 1. Oktave			A 1. Oktave
Ais/B 1. Oktave			Ais/B 1. Oktave
H 1. Oktave			H 1. Oktave
C 1. Oktave			C 1. Oktave
Cis/Des 1. Oktave			Cis/Des 1. Oktave
D 1. Oktave			D 1. Oktave
Dis/Es 1. Oktave			Dis/Es 1. Oktave
E 1. Oktave			E 1. Oktave

-- Ganassi Griffe -- Alt in G

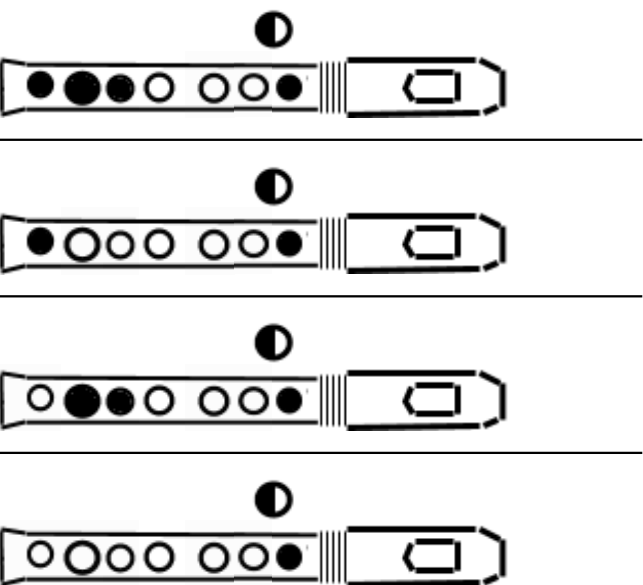

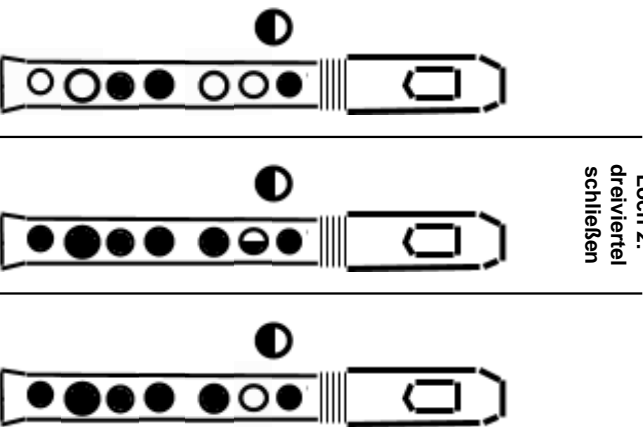

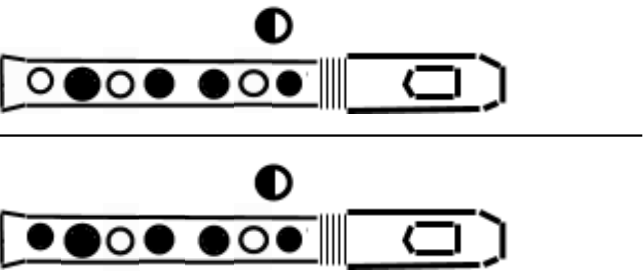
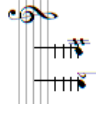
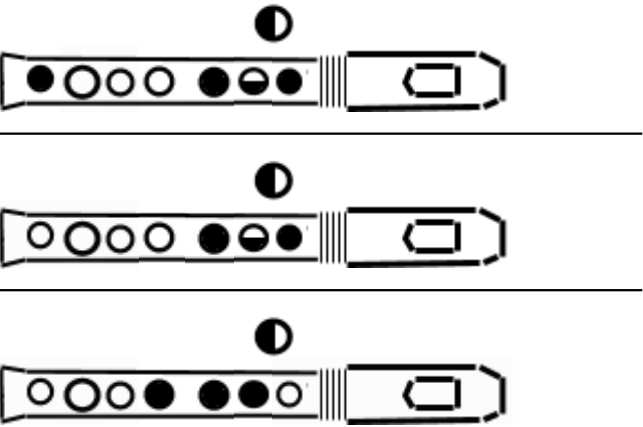

-- Ganassi Griffe -- Alt in G

<p>F 1. Oktave</p>			<p>F</p>		<p>F 1. Oktave</p>
<p>Fis/Ges 1. Oktave</p>			<p>EIS</p>		<p>Fis/Ges 1. Oktave</p>
<p>G 2. Oktave</p>			<p>EIS</p>		<p>G 2. Oktave</p>
<p>Gis/As 2. Oktave</p>			<p>EIS</p>		<p>Gis/As 2. Oktave</p>
			<p>Bindung mit G + A</p>		
			<p>Bindung mit F</p>		
			<p>EIS</p>		<p>A 2. Oktave</p>
<p>A 2. Oktave</p>			<p>EIS</p>		<p>Ais/B 2. Oktave</p>
<p>Ais/B 2. Oktave</p>			<p>EIS</p>		

-- Ganassi Griffe -- Alt in G

H 2. Oktave				H 2. Oktave
C 2. Oktave				C 2. Oktave
Cis/Des 2. Oktave				Cis/Des 2. Oktave
D 2. Oktave				D 2. Oktave
Dis/Es 2. Oktave				Dis/Es 2. Oktave
E 2. Oktave				E 2. Oktave
F 2. Oktave				F 2. Oktave

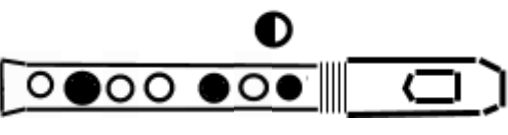

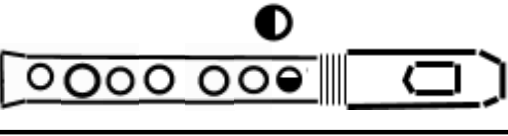

-- Ganassi Griffe -- Alt in G

<p>Fis/Ges 2. Oktave</p>		 <p>Fis/Ges 2. Oktave</p>
<p>G 3. Oktave</p>	 <p>Loch 2: dreiviertel schließen</p>	 <p>G 3. Oktave</p>
<p>Gis/As 3. Oktave</p>		 <p>Gis/As 3. Oktave</p>
<p>A 3. Oktave</p>		 <p>A 3. Oktave</p>

-- Ganassi Griffe -- Alt in G

<p>Ais/B 3. Oktave</p>			<p>Ais/B 3. Oktave</p>
<p>H 3. Oktave</p>			<p>H 3. Oktave</p>
<p>C 3. Oktave</p>			<p>C 3. Oktave</p>
<p>Cis/Des 3. Oktave</p>			<p>Cis/Des 3. Oktave</p>
<p>D 3. Oktave</p>			<p>D 3. Oktave</p>

-- Ganassi Griffe -- Alt in G

Dis/Es 3. Oktave		 <p>A diagram of a fingerboard for the 3rd octave of a string instrument. It shows six strings. The first string (top) has a half note on the 1st fret. The second string has a half note on the 2nd fret. The third string has a half note on the 3rd fret. The fourth string has a half note on the 4th fret. The fifth string has a half note on the 5th fret. The sixth string (bottom) has a half note on the 6th fret. A circle with a dot is positioned above the 3rd fret.</p>	 <p>A musical staff with a treble clef and a key signature of one sharp (F#). It contains a single half note on the 3rd line, which corresponds to the note D5.</p>	Dis/Es 3. Oktave
E 3. Oktave		 <p>A diagram of a fingerboard for the 3rd octave of a string instrument. It shows six strings. The first string (top) has a half note on the 1st fret. The second string has a half note on the 2nd fret. The third string has a half note on the 3rd fret. The fourth string has a half note on the 4th fret. The fifth string has a half note on the 5th fret. The sixth string (bottom) has a half note on the 6th fret. A circle with a dot is positioned above the 3rd fret.</p>	 <p>A musical staff with a treble clef and a key signature of one sharp (F#). It contains a single half note on the 4th line, which corresponds to the note E5.</p>	E 3. Oktave

>>> Der erste Griff ist der Hauptgriff, die weiteren sind Ersatz- und Nebengriffe.

(FPDF/Arial)de-2019-05-20 [74.34/t161/]