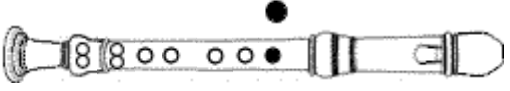

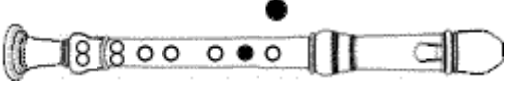

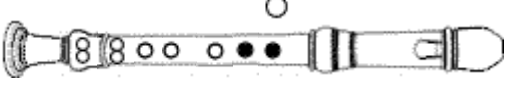

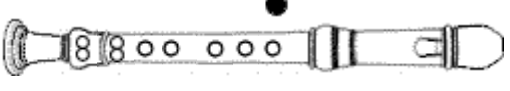
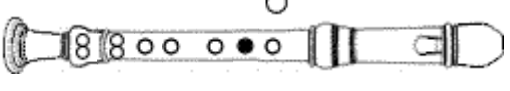

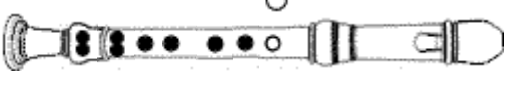







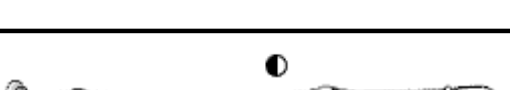





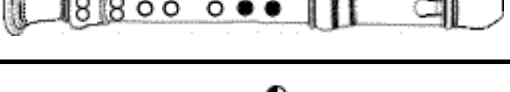



Blockis Blockflötengriffe

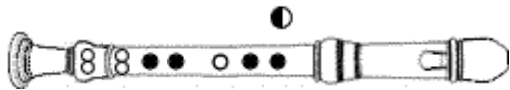

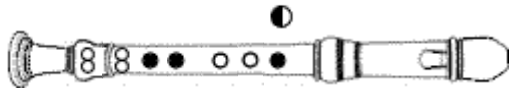



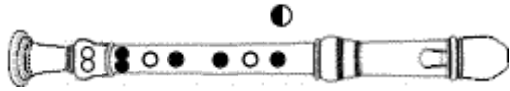

-- Kunath, Jo (DE) -- Klassenflöte -- Sopran -- Barocke Griffweise

C 1. Oktave			C 1. Oktave
Cis/Des 1. Oktave			Cis/Des 1. Oktave
D 1. Oktave			D 1. Oktave
Dis/Es 1. Oktave			Dis/Es 1. Oktave
E 1. Oktave			E 1. Oktave
F 1. Oktave			F 1. Oktave
Fis/Ges 1. Oktave			Fis/Ges 1. Oktave
G 1. Oktave			G 1. Oktave
Gis/As 1. Oktave			Gis/As 1. Oktave
A 1. Oktave			A 1. Oktave
Ais/B 1. Oktave			Ais/B 1. Oktave

-- Kunath, Jo (DE) -- Klassenflöte -- Sopran -- Barocke Griffweise

H 1. Oktave				H 1. Oktave
C 2. Oktave				C 2. Oktave
Cis/Des 2. Oktave				Cis/Des 2. Oktave
				
D 2. Oktave				D 2. Oktave
Dis/Es 2. Oktave				Dis/Es 2. Oktave
E 2. Oktave				E 2. Oktave
F 2. Oktave				F 2. Oktave
Fis/Ges 2. Oktave				Fis/Ges 2. Oktave
G 2. Oktave				G 2. Oktave
Gis/As 2. Oktave				Gis/As 2. Oktave
A 2. Oktave				A 2. Oktave
Ais/B 2. Oktave				Ais/B 2. Oktave

-- Kunath, Jo (DE) -- Klassenföte -- Sopran -- Barocke Griffweise

<p>H 2. Oktave</p>				<p>H 2. Oktave</p>
<p>C 3. Oktave</p>				<p>C 3. Oktave</p>
<p>Cis/Des 3. Oktave</p>				<p>Cis/Des 3. Oktave</p>
<p>D 3. Oktave</p>				<p>D 3. Oktave</p>

- >>> Der erste Griff ist der Hauptgriff, die weiteren sind Ersatz- und Nebengriffe.
- >>> Gefüllter Kreis unter dem Fußstück: Untere Schallöffnung mit dem Knie schließen.

(FPDF/DejaVu)de-2022-07-05 [74.36/t161/]