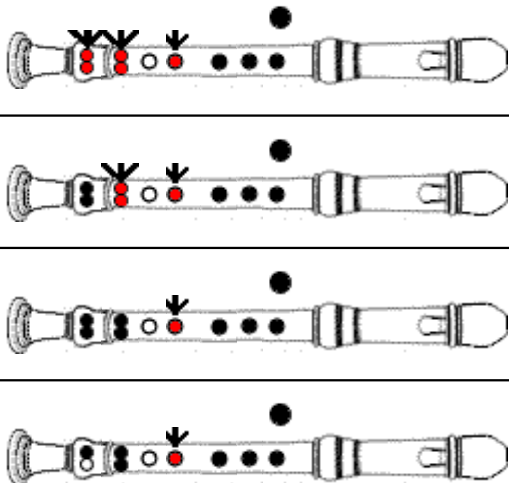



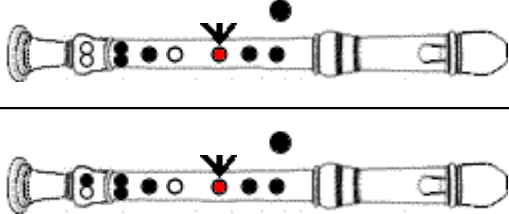
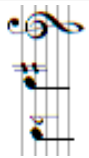
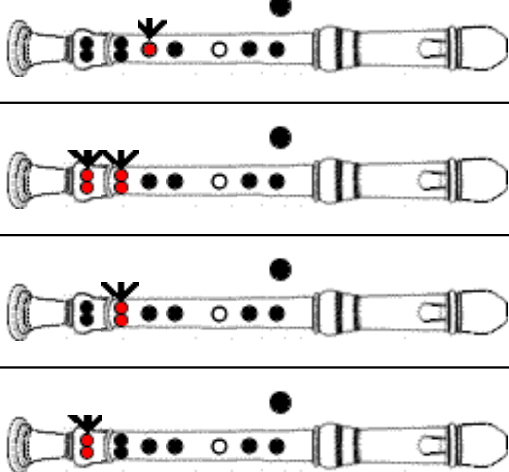



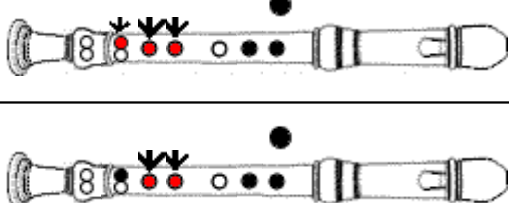
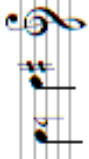


# Blockis recorder fingerings

## -- English fingering -- Tenor -- Trill fingerings

C trill with D#/Eb 1st octave	(*1)			C trill with D#/Eb 1st octave
C trill with D 1st octave				C trill with D 1st octave
C#/Db trill with D 1st octave				C#/Db trill with D 1st octave
C#/Db trill with D#/Eb 1st octave	(*1)			C#/Db trill with D#/Eb 1st octave
D trill with D#/Eb 1st octave	only for Kueng Superio Bass			D trill with D#/Eb 1st octave
D trill with E 1st octave				D trill with E 1st octave
D#/Eb trill with E 1st octave				D#/Eb trill with E 1st octave
D#/Eb trill with F 1st octave				D#/Eb trill with F 1st octave
E trill with F 1st octave				E trill with F 1st octave
E trill with F#/Gb 1st octave				E trill with F#/Gb 1st octave
F trill with F#/Gb 1st octave				F trill with F#/Gb 1st octave

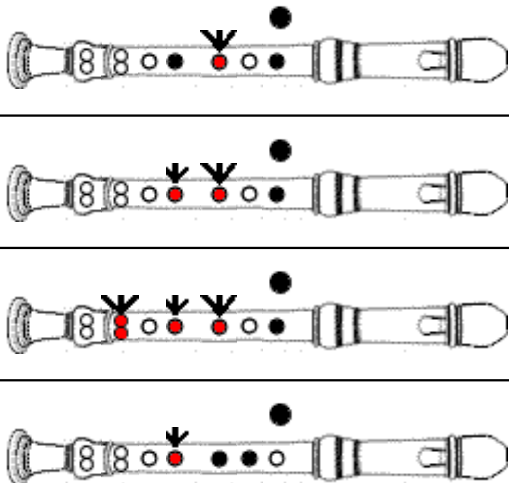
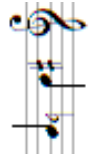
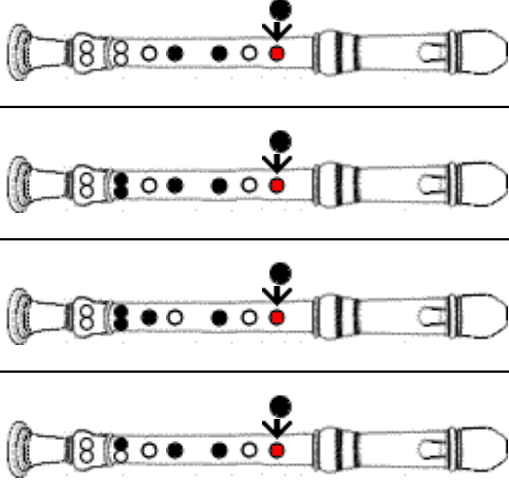



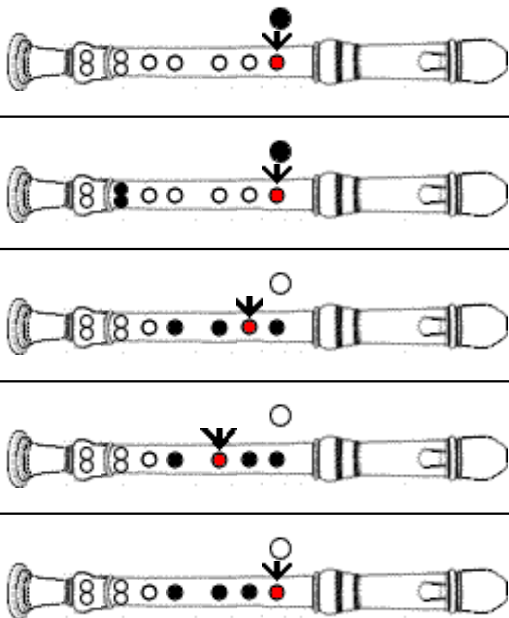

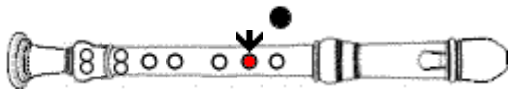

-- English fingering -- Tenor -- Trill fingerings

<p>F trill with G 1st octave</p>			<p>F trill with G 1st octave</p>
<p>F#/Gb trill with G 1st octave</p>			<p>F#/Gb trill with G 1st octave</p>
<p>F#/Gb trill with G#/Ab 1st octave</p>			<p>F#/Gb trill with G#/Ab 1st octave</p>
<p>G trill with G#/Ab 1st octave</p>			<p>G trill with G#/Ab 1st octave</p>
<p>G trill with A 1st octave</p>			<p>G trill with A 1st octave</p>
<p>G#/Ab trill with A 1st octave</p>			<p>G#/Ab trill with A 1st octave</p>

-- English fingering -- Tenor -- Trill fingerings

		<p>G#/Ab trill with A#/Bb 1st octave</p>	
<p>G#/Ab trill with A#/Bb 1st octave</p>			
<p>A trill with A#/Bb 1st octave</p>			<p>blow gentle</p>
<p>A trill with B 1st octave</p>			

-- English fingering -- Tenor -- Trill fingerings

<p>A#/Bb trill with B 1st octave</p>			<p>A#/Bb trill with B 1st octave</p>
<p>A#/Bb trill with C 1st octave</p>			<p>A#/Bb trill with C 1st octave</p>
<p>B trill with C 1st octave</p>			<p>B trill with C 1st octave</p>
<p>B trill with C#/Db 1st octave</p>			<p>B trill with C#/Db 1st octave</p>
<p>C trill with C#/Db 2nd octave</p>			<p>C trill with C#/Db 2nd octave</p>

-- English fingering -- Tenor -- Trill fingerings

			<p>C trill with D 2nd octave</p>
			<p>C#/Db trill with D 2nd octave</p>
			<p>C#/Db trill with D#/Eb 2nd octave</p>
			<p>D trill with D#/Eb 2nd octave</p>
			<p>D trill with D#/Eb 2nd octave</p>


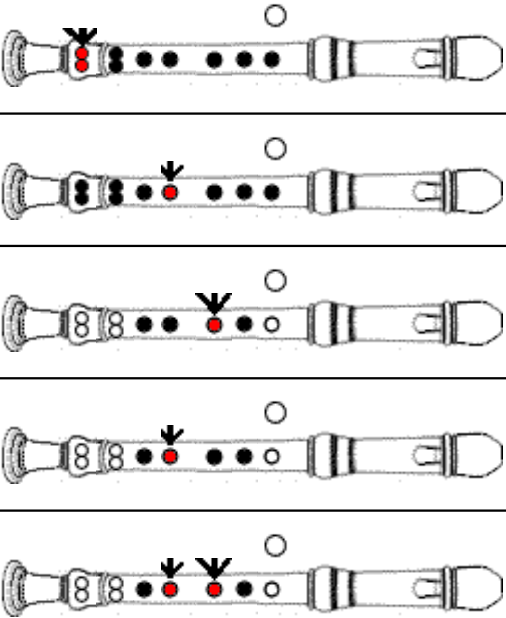

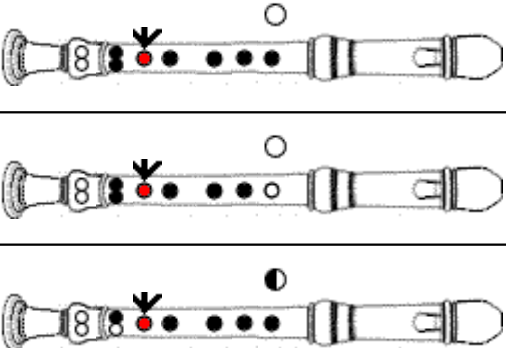

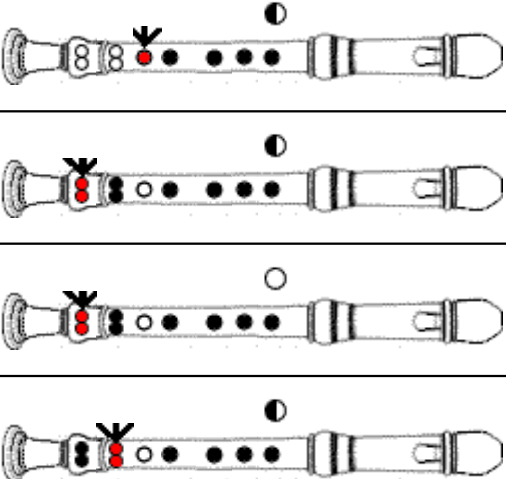
D  
trill with  
E  
2nd octave



--	--	--	--	--	--	--	--	--	--	--	--

D  
trill with  
E  
2nd octave

-- English fingering -- Tenor -- Trill fingerings

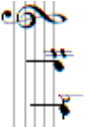

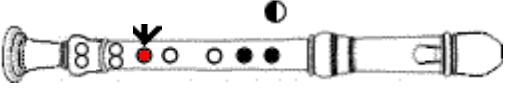

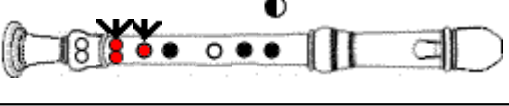


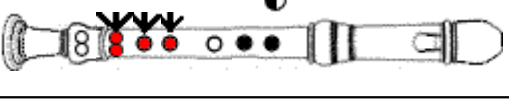
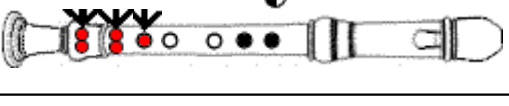
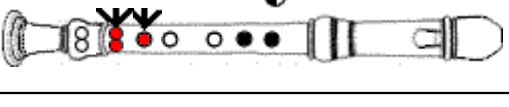
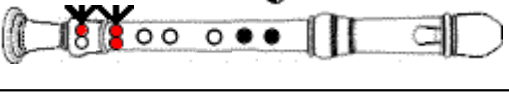
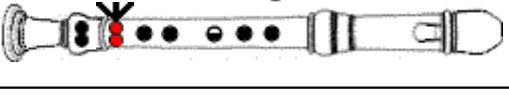
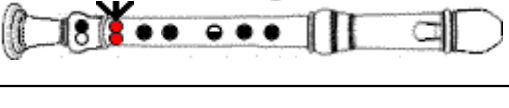

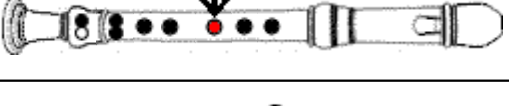
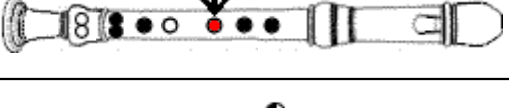


	<p>D#/Eb trill with E 2nd octave</p> 	
<p>D#/Eb trill with F 2nd octave</p> 		
<p>E trill with F 2nd octave</p> 		

# -- English fingering -- Tenor -- Trill fingerings


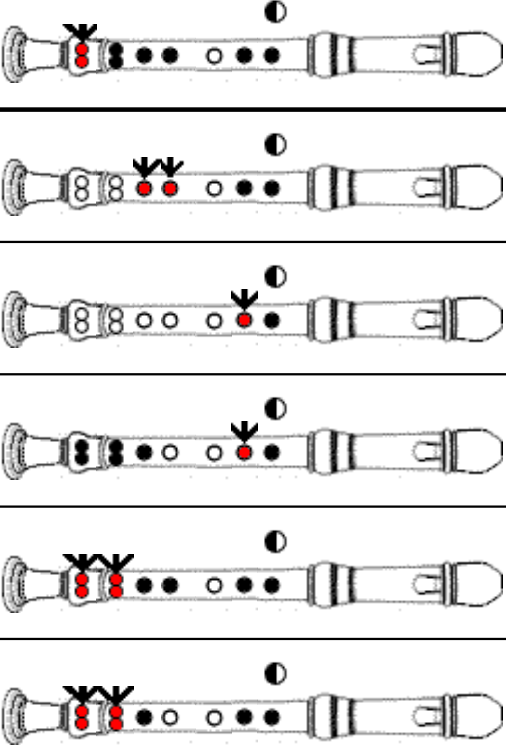



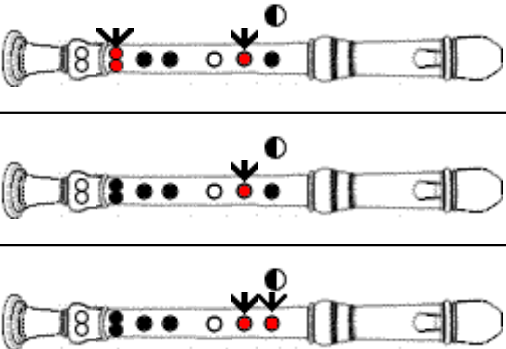

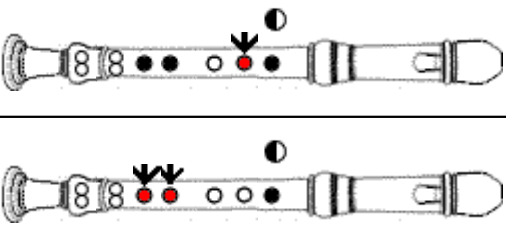

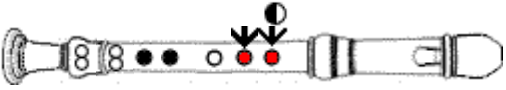

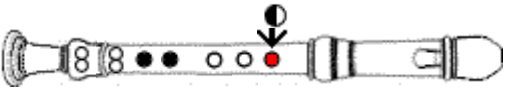
					E trill with F#/Gb 2nd octave
E trill with F#/Gb 2nd octave					F trill with F#/Gb 2nd octave
F trill with F#/Gb 2nd octave					F trill with G 2nd octave
F#/ Gb trill with G 2nd octave					F#/ Gb trill with G 2nd octave
F#/ Gb trill with G#/ Ab 2nd octave					F#/ Gb trill with G#/ Ab 2nd octave
G trill with G#/ Ab 2nd octave					G trill with G#/ Ab 2nd octave
G trill with A 2nd octave					G trill with A 2nd octave
	only for Kueng Superio GB				
G#/ Ab trill with A 2nd octave					G#/ Ab trill with A 2nd octave

blow gentle

-- English fingering -- Tenor -- Trill fingerings

	<p>G#/Ab trill with A#/Bb 2nd octave</p>		<p>A trill with A#/Bb 2nd octave</p>	
				
				
				
				

-- English fingering -- Tenor -- Trill fingerings

<p>A trill with B 2nd octave</p>		
<p>A#/Bb trill with B 2nd octave</p>		
<p>A#/Bb trill with C 2nd octave</p>		
<p>B trill with C 2nd octave</p>		
<p>B trill with C#/Db 2nd octave</p>		
<p>C trill with C#/Db 3rd octave</p>		

# -- English fingering -- Tenor -- Trill fingerings

C trill with D 3rd octave				C trill with D 3rd octave
C#/Db trill with D 3rd octave				C#/Db trill with D 3rd octave
	only for Alto			
	only for Alto			
C#/Db trill with D#/Eb 3rd octave				C#/Db trill with D#/Eb 3rd octave
D trill with D#/Eb 3rd octave	only for Alto			D trill with D#/Eb 3rd octave
	only for Alto			
D trill with E 3rd octave	(*1)			D trill with E 3rd octave
D#/Eb trill with E 3rd octave	only for Alto			D#/Eb trill with E 3rd octave
D#/Eb trill with F 3rd octave	(*1)			D#/Eb trill with F 3rd octave

(\*1) = Fingering not available or not feasible for this instrument

>>> The first fingering is the recommended fingering, the others are alternative fingerings.

>>> Solid black circle below the foot joint: Close bell hole with your knee.

= Red filled holes marked with an arrow are the trill fingers.

= Two arrows: Trill alternating with these fingers.