

Blockis recorder fingerings

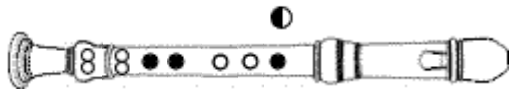

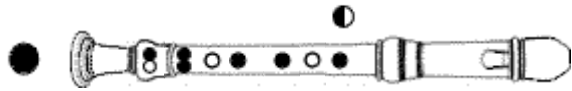



-- English fingering -- Tenor (in bass clef) -- Basic fingerings (chromatic)

C 1st octave			C 1st octave
C#/Db 1st octave			C#/Db 1st octave
D 1st octave			D 1st octave
D#/Eb 1st octave			D#/Eb 1st octave
E 1st octave			E 1st octave
F 1st octave			F 1st octave
F#/Gb 1st octave			F#/Gb 1st octave
G 1st octave			G 1st octave
G#/Ab 1st octave			G#/Ab 1st octave
A 1st octave			A 1st octave
A#/Bb 1st octave			A#/Bb 1st octave
B 1st octave			B 1st octave

-- English fingering -- Tenor (in bass clef) -- Basic fingerings (chromatic)

C 2nd octave		
C#/Db 2nd octave		
D 2nd octave		
D#/Eb 2nd octave		
E 2nd octave		
F 2nd octave		
F#/Gb 2nd octave		
G 2nd octave		
G#/Ab 2nd octave		
A 2nd octave		
A#/Bb 2nd octave		
B 2nd octave		

-- English fingering -- Tenor (in bass clef) -- Basic fingerings (chromatic)

C 3rd octave				C 3rd octave
C#/Db 3rd octave				C#/Db 3rd octave
D 3rd octave				D 3rd octave

>>> The first fingering is the recommended fingering, the others are alternative fingerings.

>>> Solid black circle below the foot joint: Close bell hole with your knee.

(FPDF/DejaVu)en-2022-09-28 [74.36/t161/]