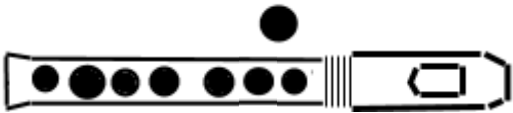

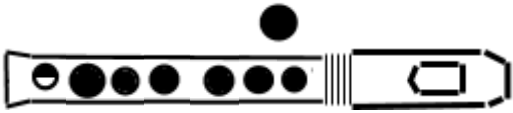


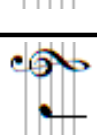









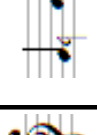

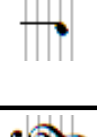
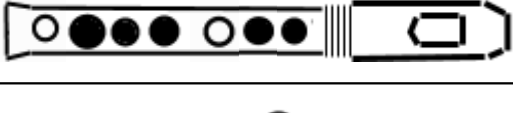




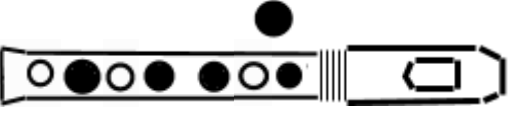

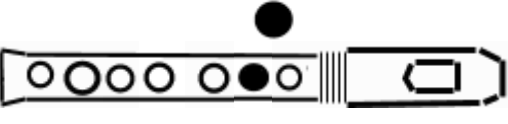

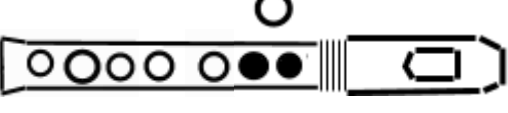
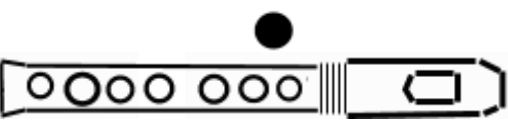
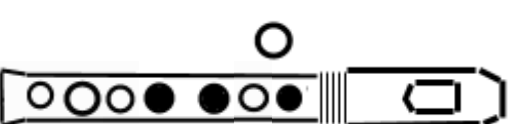




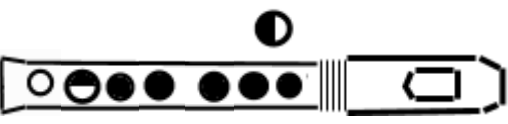


Blockis recorder fingerings

-- Ganassi fingerings -- Alto in G

G 1st octave			G 1st octave
G#/Ab 1st octave			G#/Ab 1st octave
A 1st octave			A 1st octave
A#/Bb 1st octave			A#/Bb 1st octave
B 1st octave			B 1st octave
C 1st octave			C 1st octave
C#/Db 1st octave			C#/Db 1st octave
D 1st octave			D 1st octave
D#/Eb 1st octave			D#/Eb 1st octave
			
E 1st octave			E 1st octave

-- Ganassi fingerings -- Alto in G

<p>F 1st octave</p>		<p>F</p> 		<p>F 1st octave</p>
<p>F#/Gb 1st octave</p>		<p>E#</p> 	<p>E#</p> 	<p>F#/Gb 1st octave</p>
<p>G 2nd octave</p>		<p>G</p> 		<p>G 2nd octave</p>
<p>G#/Ab 2nd octave</p>		<p>G#</p> 	<p>A</p>  <p>slur with G + A</p>  <p>slur with F</p> 	<p>G#/Ab 2nd octave</p>
<p>A 2nd octave</p>		<p>A</p> 		<p>A 2nd octave</p>
<p>A#/Bb 2nd octave</p>		<p>A#</p> 	<p>Bb</p> 	<p>A#/Bb 2nd octave</p>

-- Ganassi fingerings -- Alto in G

B 2nd octave				B 2nd octave	
C 2nd octave				C 2nd octave	
C#/Db 2nd octave				C#/Db 2nd octave	
D 2nd octave				D 2nd octave	
D#/Eb 2nd octave				D#/Eb 2nd octave	
E 2nd octave				E 2nd octave	
F 2nd octave				F 2nd octave	

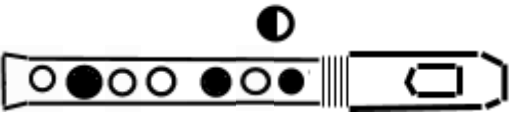

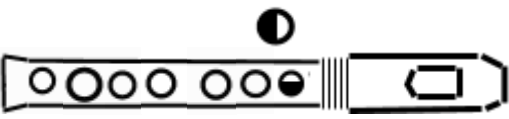

-- Ganassi fingerings -- Alto in G

<p>F#/Gb 2nd octave</p>		
<p>G 3rd octave</p>		
<p>G#/Ab 3rd octave</p>		
<p>A 3rd octave</p>		

-- Ganassi fingerings -- Alto in G

<p>A#/Bb 3rd octave</p>			<p>A#/Bb 3rd octave</p>
<p>B 3rd octave</p>			<p>B 3rd octave</p>
<p>C 3rd octave</p>			<p>C 3rd octave</p>
<p>C#/Db 3rd octave</p>			<p>C#/Db 3rd octave</p>
<p>D 3rd octave</p>			<p>D 3rd octave</p>

-- Ganassi fingerings -- Alto in G

<p>D#/Eb 3rd octave</p>		 <p>A diagram of a clarinet body with fingerings for D# in the 3rd octave. The keys are numbered 1 through 7. The 1st key is black, 2nd is white, 3rd is white, 4th is black, 5th is white, 6th is black, and 7th is black. A half note is shown above the 4th key.</p>	 <p>A musical staff with a treble clef and a sharp sign on the second line, showing a half note on the second line.</p>	<p>D#/Eb 3rd octave</p>
<p>E 3rd octave</p>		 <p>A diagram of a clarinet body with fingerings for E in the 3rd octave. The keys are numbered 1 through 7. The 1st key is white, 2nd is white, 3rd is white, 4th is white, 5th is white, 6th is black, and 7th is black. A half note is shown above the 6th key.</p>	 <p>A musical staff with a treble clef and a sharp sign on the second line, showing a half note on the third space.</p>	<p>E 3rd octave</p>

>>> The first fingering is the recommended fingering, the others are alternative fingerings.

(FPDF/DejaVu)en-2021-03-06 [74.36/t161/]