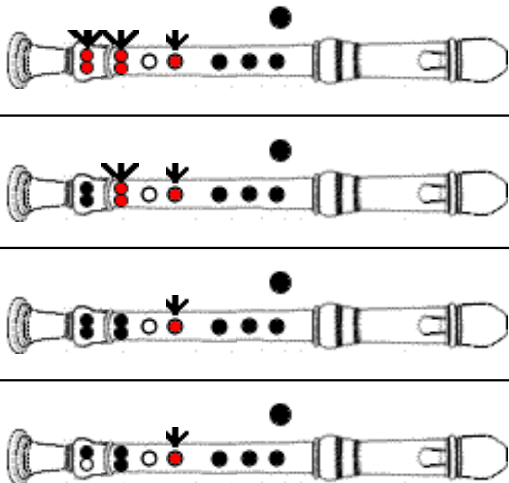



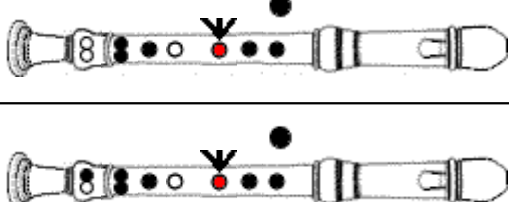

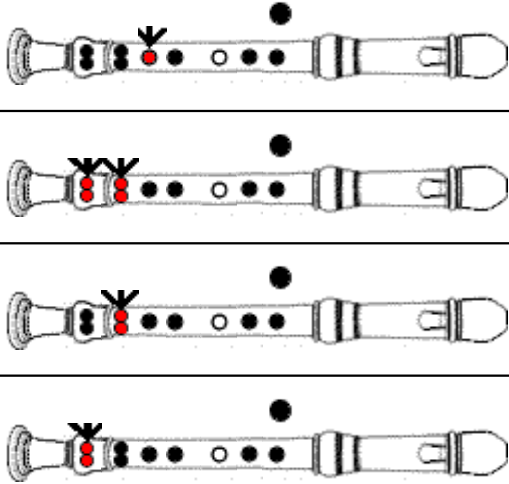



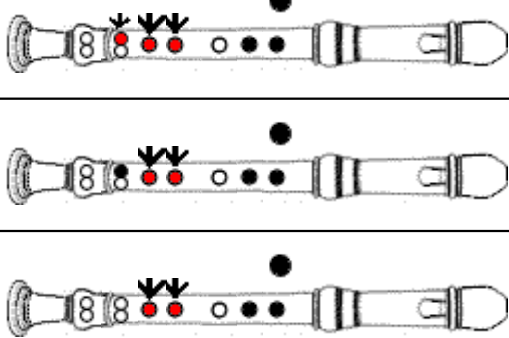



Blockis recorder fingerings


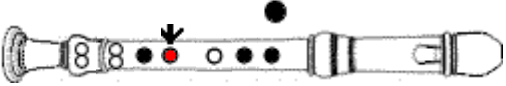

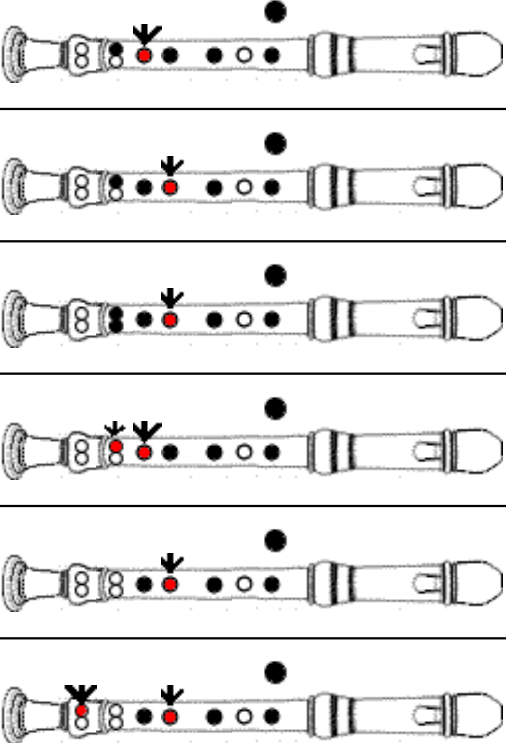

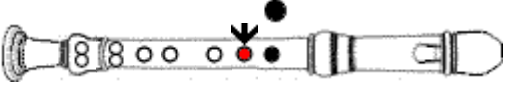

-- Trill fingerings -- Alto

| | | | | |
|--|--------------------------------|--|--|--|
| F trill with G#/Ab 1st octave | (*1) | | | F trill with G#/Ab 1st octave |
| F trill with G 1st octave | | | | F trill with G 1st octave |
| F#/Gb trill with G 1st octave | | | | F#/Gb trill with G 1st octave |
| F#/Gb trill with G#/Ab 1st octave | (*1) | | | F#/Gb trill with G#/Ab 1st octave |
| G trill with G#/Ab 1st octave | only for Kueng Superio Bass | | | G trill with G#/Ab 1st octave |
| G trill with A 1st octave | | | | G trill with A 1st octave |
| G#/Ab trill with A 1st octave | | | | G#/Ab trill with A 1st octave |
| G#/Ab trill with A#/Bb 1st octave | | | | G#/Ab trill with A#/Bb 1st octave |
| | | | | |
| A trill with A#/Bb 1st octave | | | | A trill with A#/Bb 1st octave |
| A trill with B 1st octave | | | | A trill with B 1st octave |
| A#/Bb trill with B 1st octave | | | | A#/Bb trill with B 1st octave |
| | | | | |

-- Trill fingerings -- Alto

| | | | |
|--|---|---|--|
| <p>A#/Bb trill with C 1st octave</p> |  |  | <p>A#/Bb trill with C 1st octave</p> |
| <p>B trill with C 1st octave</p> |  |  | <p>B trill with C 1st octave</p> |
| <p>B trill with C#/Db 1st octave</p> |  |  | <p>B trill with C#/Db 1st octave</p> |
| <p>C trill with C#/Db 1st octave</p> |  |  | <p>C trill with C#/Db 1st octave</p> |
| <p>C trill with D 1st octave</p> |  |  | <p>C trill with D 1st octave</p> |
| <p>C#/Db trill with D 1st octave</p> |  |  | <p>C#/Db trill with D 1st octave</p> |

-- Trill fingerings -- Alto

| | | |
|--|--|---|
| | <p>C#/Db trill with D#/Eb 1st octave</p>  |  |
| <p>D trill with D#/Eb 1st octave</p> |  |  <p style="text-align: right;">blow gentle</p> |
| <p>D trill with E 1st octave</p> |  |  |
| <p>D#/Eb trill with E 1st octave</p> | |  |

-- Trill fingerings -- Alto

| | | |
|--|--|--|
| | | |
| <p>D#/Eb trill with F 1st octave</p> | | |
| <p>E trill with F 1st octave</p> | | |
| <p>E trill with F#/Gb 1st octave</p> | | |
| <p>F trill with F#/Gb 2nd octave</p> | | |






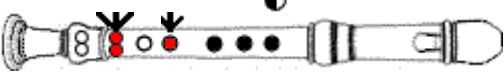

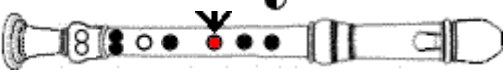

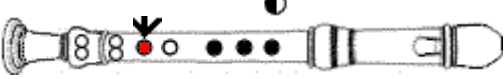



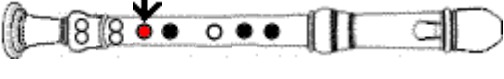
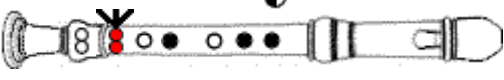
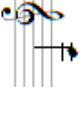
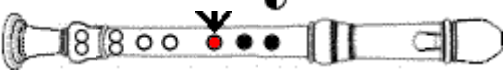
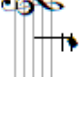

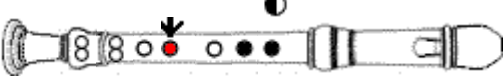

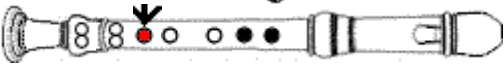
-- Trill fingerings -- Alto

| | | |
|--|--|--|
| | | |
| <p>F trill with G 2nd octave</p> | | |
| <p>F#/Gb trill with G 2nd octave</p> | | |
| <p>F#/Gb trill with G#/Ab 2nd octave</p> | | |
| <p>G trill with G#/Ab 2nd octave</p> | | |


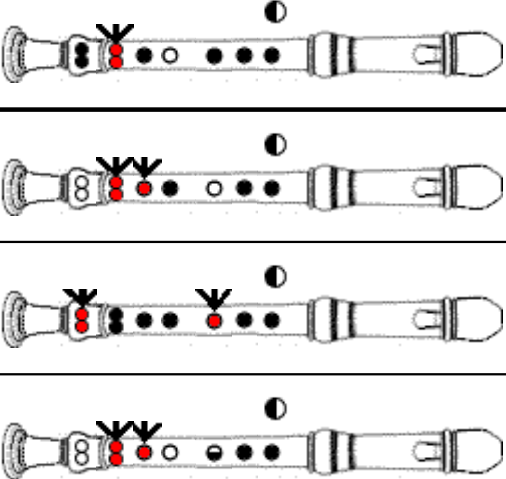

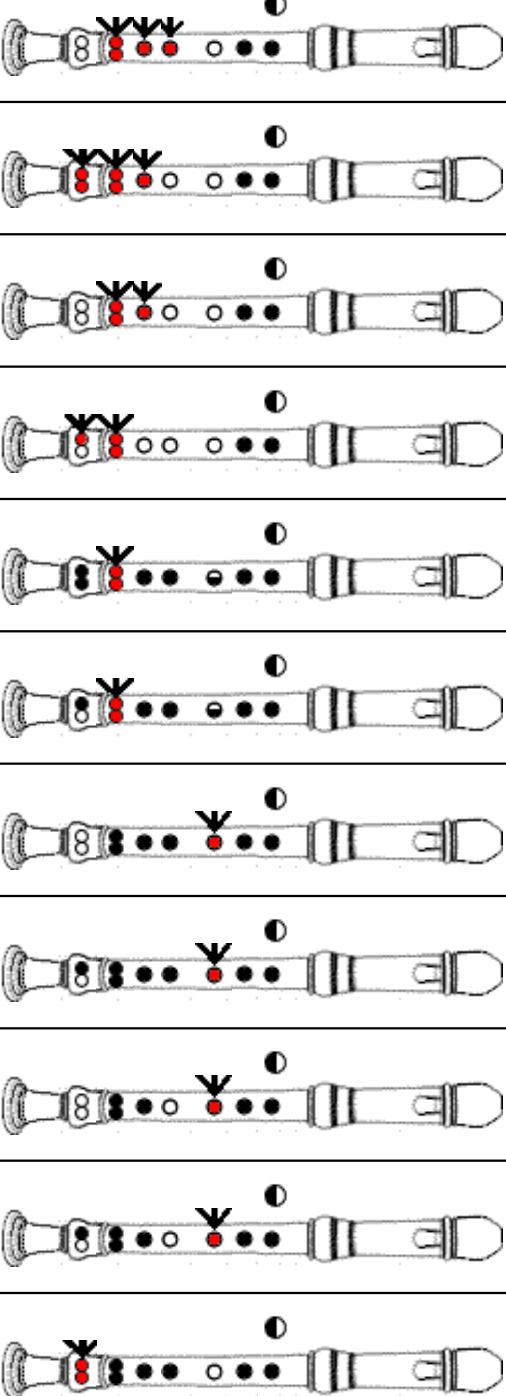
| | |
|--|--|
| | |
| <p>G trill with A 2nd octave</p> | |
| | <p>G trill with A 2nd octave</p> |

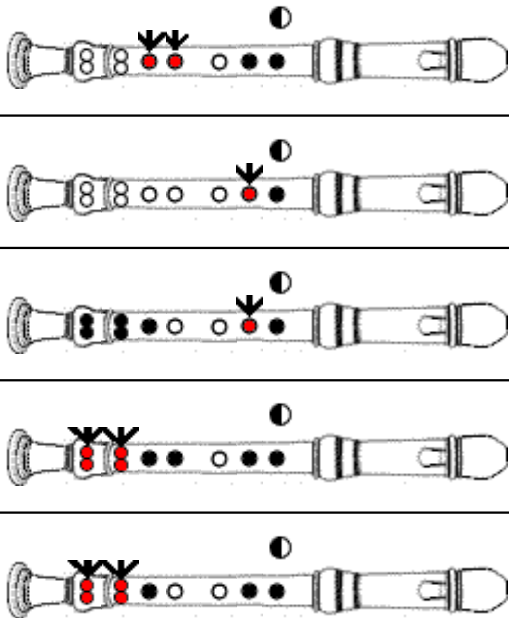

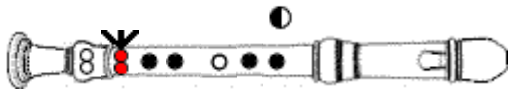

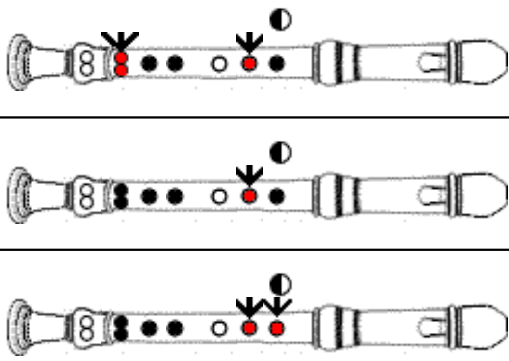

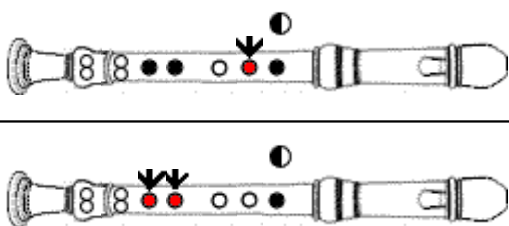

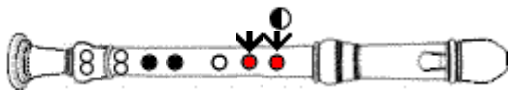

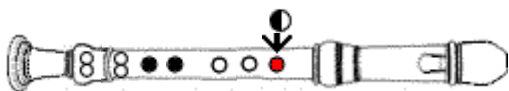

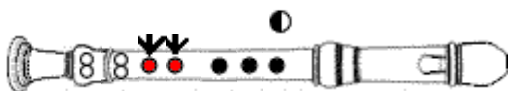

-- Trill fingerings -- Alto

| | | | | | | | | | | |
|--|--|--|--|--|--|--|--|--|--|--------------------|
| | | | <p>G#/Ab trill with A 2nd octave</p> | | <p>G#/Ab trill with A 2nd octave</p> | | <p>G#/Ab trill with A#/Bb 2nd octave</p> | | <p>A trill with A#/Bb 2nd octave</p> | <p>blow gentle</p> |
|--|--|--|--|--|--|--|--|--|--|--------------------|







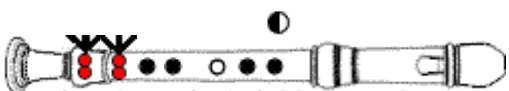

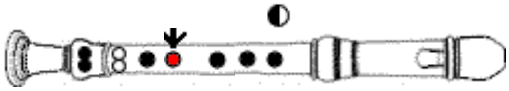
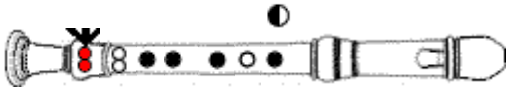
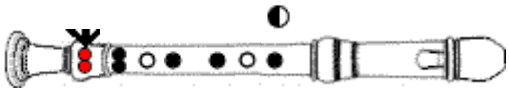
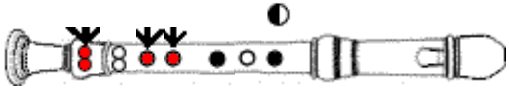
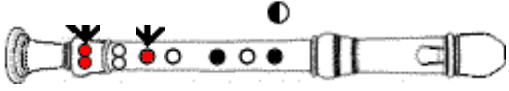
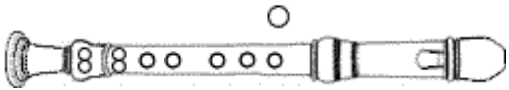
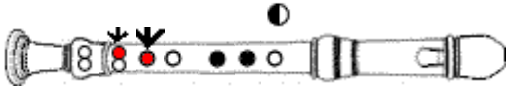
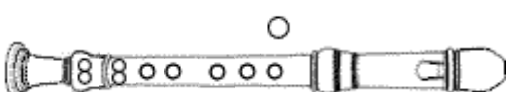
| | | | | |
|--|--|---|---|--|
| <p>A trill with B 2nd octave</p> | |  |  | <p>A trill with B 2nd octave</p> |
| <p>A#/Bb trill with B 2nd octave</p> | |  |  | <p>A#/Bb trill with B 2nd octave</p> |
| | |  | | |
| <p>A#/Bb trill with C 2nd octave</p> | |  |  | <p>A#/Bb trill with C 2nd octave</p> |
| | |  | | |
| | |  | | |
| <p>B trill with C 2nd octave</p> | |  |  | <p>B trill with C 2nd octave</p> |
| <p>B trill with C#/Db 2nd octave</p> | |  |  | <p>B trill with C#/Db 2nd octave</p> |
| | |  | | |
| <p>C trill with C#/Db 2nd octave</p> | |  |  | <p>C trill with C#/Db 2nd octave</p> |
| <p>C trill with D 2nd octave</p> | |  |  | <p>C trill with D 2nd octave</p> |
| | <p>only for Kueng Superio GB</p> |  | | |
| <p>C#/Db trill with D 2nd octave</p> | |  |  | <p>C#/Db trill with D 2nd octave</p> |
| | |  | | |

-- Trill fingerings -- Alto

| | | |
|--|---|--|
| <p>C#/Db trill with D#/Eb 2nd octave</p> |  |  |
| <p>D trill with D#/Eb 2nd octave</p> |  |  |

| | | | | |
|--|--|---|---|--|
| <p>D trill with E 2nd octave</p> | |  |  | <p>D trill with E 2nd octave</p> |
| <p>D#/Eb trill with E 2nd octave</p> | |  |  | <p>D#/Eb trill with E 2nd octave</p> |
| <p>D#/Eb trill with F 2nd octave</p> | |  |  | <p>D#/Eb trill with F 2nd octave</p> |
| <p>E trill with F 2nd octave</p> | |  |  | <p>E trill with F 2nd octave</p> |
| <p>E trill with F#/Gb 2nd octave</p> | |  |  | <p>E trill with F#/Gb 2nd octave</p> |
| <p>F trill with F#/Gb 3rd octave</p> | |  |  | <p>F trill with F#/Gb 3rd octave</p> |
| <p>F trill with G 3rd octave</p> | |  |  | <p>F trill with G 3rd octave</p> |


-- Trill fingerings -- Alto


| | | | | | | | | | |
|---|--|--|---|--|--|--|---|--|---|
| | <p>F#/Gb trill with G 3rd octave</p>  | <p>F#/Gb trill with G#/Ab 3rd octave</p>  | <p>G trill with G#/Ab 3rd octave</p>  | <p>G trill with A 3rd octave</p>  | <p>G#/Ab trill with A 3rd octave</p>  | <p>G#/Ab trill with A#/Bb 3rd octave</p>  | | | |
|  |  |  | <p>only for Alto</p>  | <p>only for Alto</p>  |  | <p>only for Alto</p>  | <p>(*1)</p>  | <p>only for Alto</p>  | <p>(*1)</p>  |

(*1) = Fingering not available

>>> The first fingering is the recommended fingering, the others are alternative fingerings.

>>> Solid black circle below the foot joint: Close bell hole with your knee.

 = Red filled holes marked with an arrow are the trill fingers.

 = Two arrows: Trill alternating with these fingers.