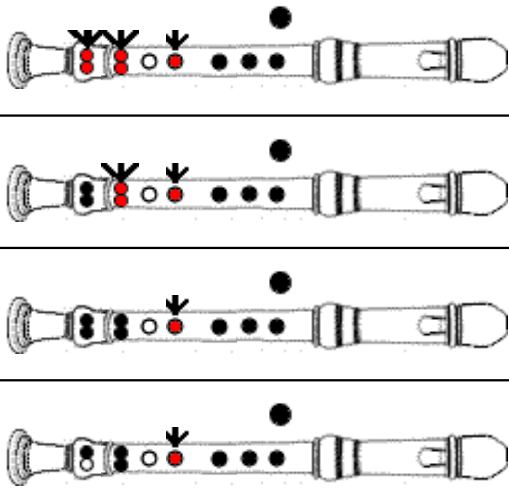


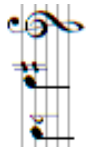
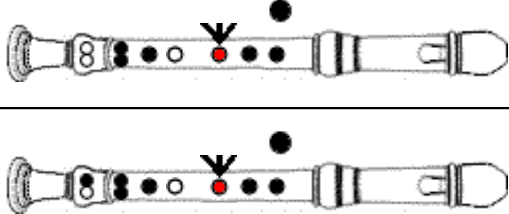
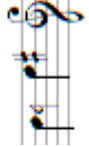
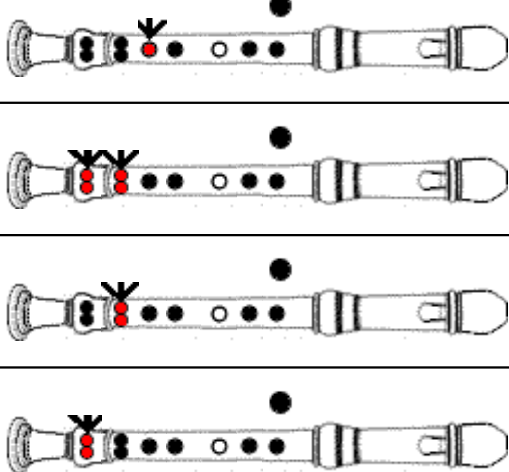



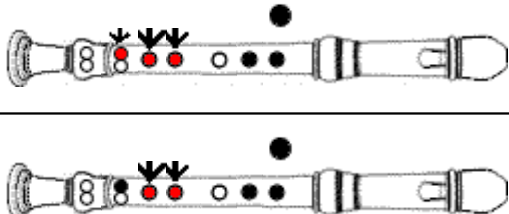
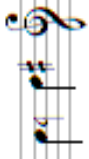


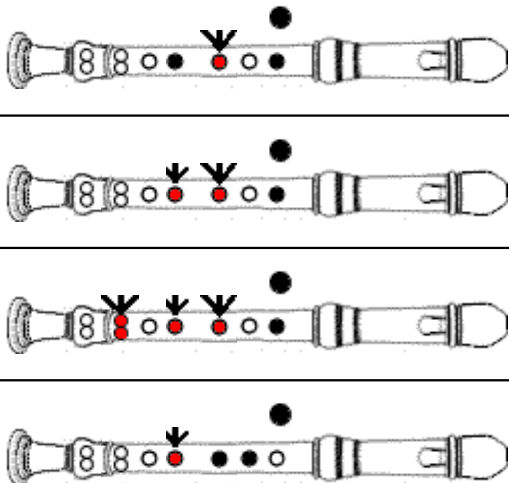
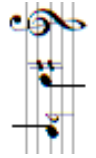
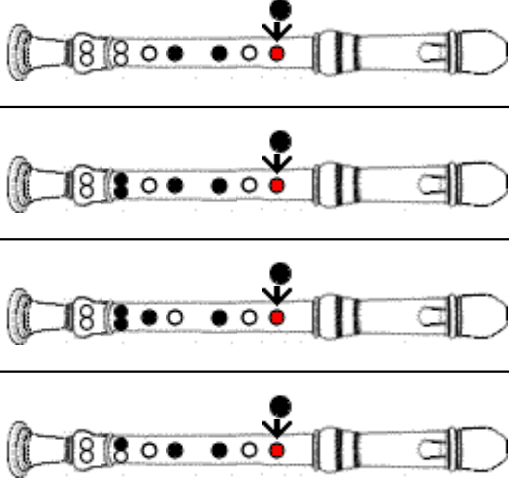



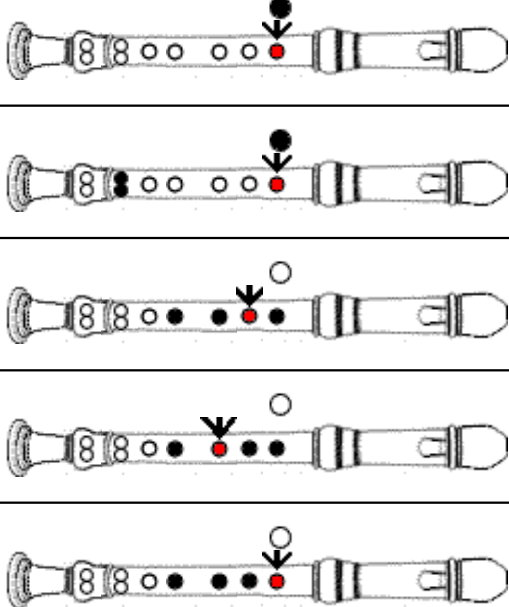

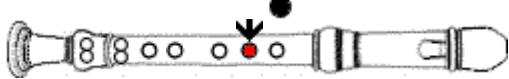

-- Trill fingerings -- Tenor

<p>F trill with G 1st octave</p>				<p>F trill with G 1st octave</p>
<p>F#/Gb trill with G 1st octave</p>				<p>F#/Gb trill with G 1st octave</p>
<p>F#/Gb trill with G#/Ab 1st octave</p>				<p>F#/Gb trill with G#/Ab 1st octave</p>
<p>G trill with G#/Ab 1st octave</p>				<p>G trill with G#/Ab 1st octave</p>
<p>G trill with A 1st octave</p>				<p>G trill with A 1st octave</p>
<p>G#/Ab trill with A 1st octave</p>				<p>G#/Ab trill with A 1st octave</p>

-- Trill fingerings -- Tenor

<p>G#/Ab trill with A#/Bb 1st octave</p>		
<p>A trill with A#/Bb 1st octave</p>		
<p>A trill with B 1st octave</p>		

-- Trill fingerings -- Tenor

<p>A#/Bb trill with B 1st octave</p>			<p>A#/Bb trill with B 1st octave</p>
<p>A#/Bb trill with C 1st octave</p>			<p>A#/Bb trill with C 1st octave</p>
<p>B trill with C 1st octave</p>			<p>B trill with C 1st octave</p>
<p>B trill with C#/Db 1st octave</p>			<p>B trill with C#/Db 1st octave</p>
<p>C trill with C#/Db 2nd octave</p>			<p>C trill with C#/Db 2nd octave</p>

-- Trill fingerings -- Tenor

<p>C trill with D 2nd octave</p>		
<p>C#/Db trill with D 2nd octave</p>		
<p>C#/Db trill with D#/Eb 2nd octave</p>		
<p>D trill with D#/Eb 2nd octave</p>		

D
trill with
E
2nd octave





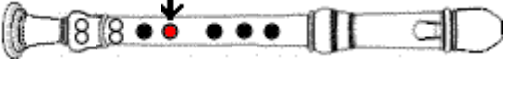
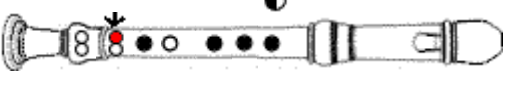

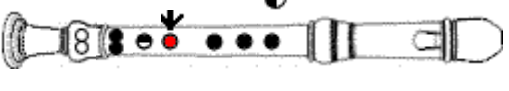
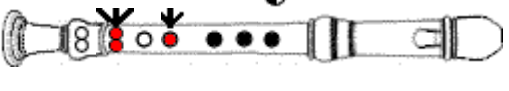


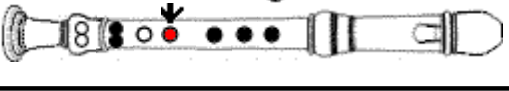


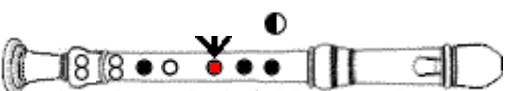


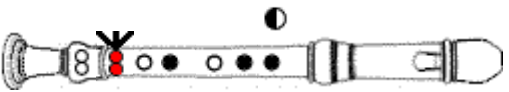







--	--	--	--	--	--	--	--	--	--

D
trill with
E
2nd octave

-- Trill fingerings -- Tenor

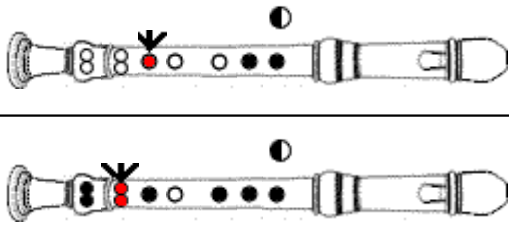

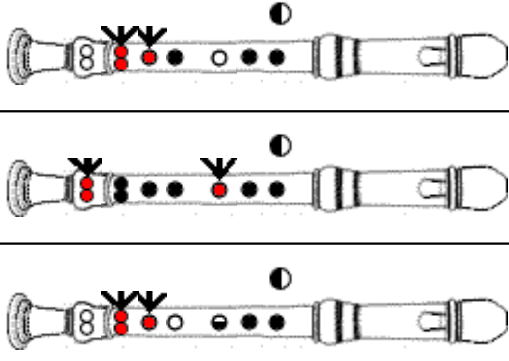

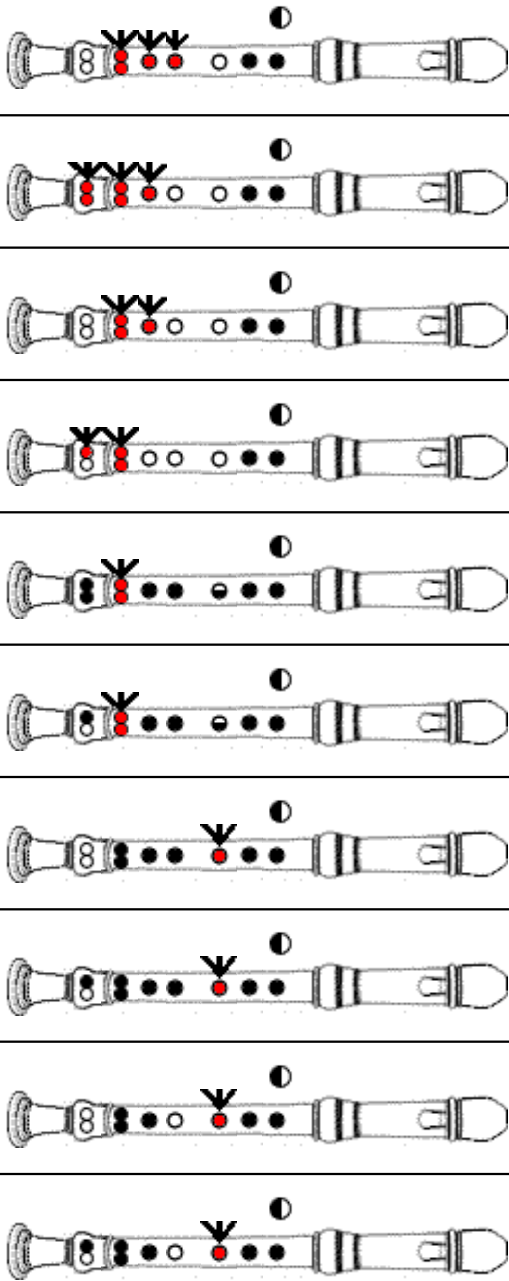
		<p>D#/Eb trill with E 2nd octave</p>	
<p>D#/Eb trill with F 2nd octave</p>		<p>E trill with F 2nd octave</p>	

-- Trill fingerings -- Tenor


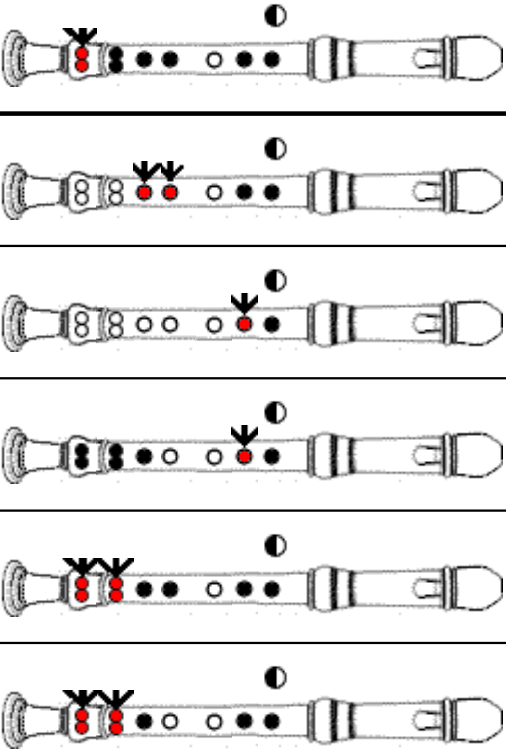

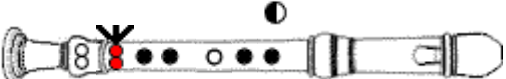

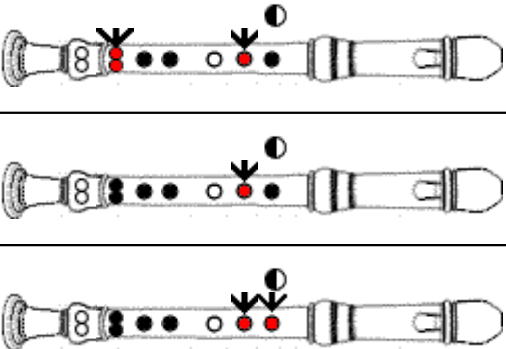

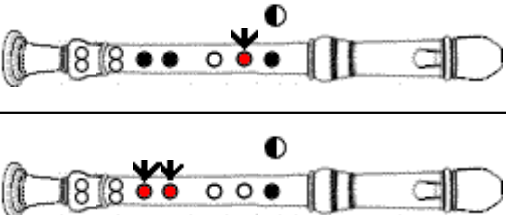

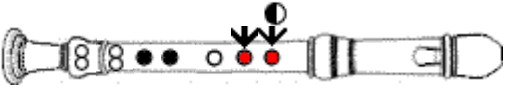

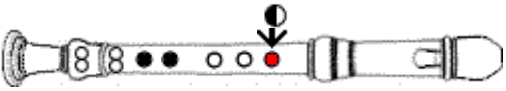
						E trill with F#/Gb 2nd octave
E trill with F#/Gb 2nd octave						
F trill with F#/Gb 2nd octave						F trill with F#/Gb 2nd octave
						
F trill with G 2nd octave						F trill with G 2nd octave
						
F#/Gb trill with G 2nd octave						F#/Gb trill with G 2nd octave
						
F#/Gb trill with G#/Ab 2nd octave						F#/Gb trill with G#/Ab 2nd octave
						
G trill with G#/Ab 2nd octave						G trill with G#/Ab 2nd octave
						
G trill with A 2nd octave						G trill with A 2nd octave
						
G#/Ab trill with A 2nd octave	only for Kueng Superio GB					G#/Ab trill with A 2nd octave

blow gentle

-- Trill fingerings -- Tenor

		
<p>G#/Ab trill with A#/Bb 2nd octave</p>		
<p>A trill with A#/Bb 2nd octave</p>		

-- Trill fingerings -- Tenor

<p>A trill with B 2nd octave</p>		
<p>A#/Bb trill with B 2nd octave</p>		
<p>A#/Bb trill with C 2nd octave</p>		
<p>B trill with C 2nd octave</p>		
<p>B trill with C#/Db 2nd octave</p>		
<p>C trill with C#/Db 3rd octave</p>		

C trill with D 3rd octave				C trill with D 3rd octave
C#/Db trill with D 3rd octave				C#/Db trill with D 3rd octave
	only for Alto			
	only for Alto			
C#/Db trill with D#/Eb 3rd octave				C#/Db trill with D#/Eb 3rd octave
D trill with D#/Eb 3rd octave	only for Alto			D trill with D#/Eb 3rd octave
	only for Alto			
D trill with E 3rd octave	(*1)			D trill with E 3rd octave
D#/Eb trill with E 3rd octave	only for Alto			D#/Eb trill with E 3rd octave
D#/Eb trill with F 3rd octave	(*1)			D#/Eb trill with F 3rd octave

(*1) = Fingering not available

>>> The first fingering is the recommended fingering, the others are alternative fingerings.

>>> Solid black circle below the foot joint: Close bell hole with your knee.

= Red filled holes marked with an arrow are the trill fingers.

= Two arrows: Trill alternating with these fingers.