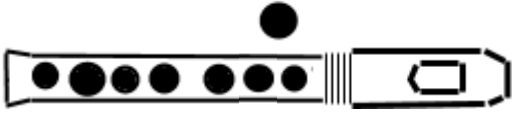























# Blockis recorder fingerings

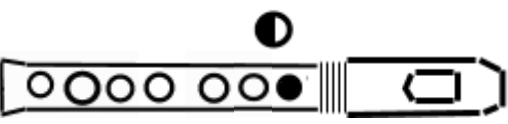

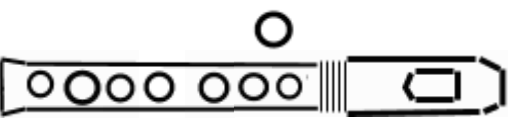

## -- Historical fingerings -- Martin Agricola (1528)

C 1st octave	Agricola			C 1st octave
C#/Db 1st octave	Agricola			C#/Db 1st octave
D 1st octave	Agricola			D 1st octave
D#/Eb 1st octave	Agricola			D#/Eb 1st octave
E 1st octave	Agricola			E 1st octave
F 1st octave	Agricola			F 1st octave
F#/Gb 1st octave	Agricola			F#/Gb 1st octave
G 1st octave	Agricola			G 1st octave
G#/Ab 1st octave	Agricola			G#/Ab 1st octave
A 1st octave	Agricola			A 1st octave
A#/Bb 1st octave	Agricola			A#/Bb 1st octave

-- Historical fingerings -- Martin Agricola (1528)

B 1st octave	Agricola		
C 2nd octave	Agricola		
C#/Db 2nd octave	(*1)		
D 2nd octave	Agricola		
D#/Eb 2nd octave	Agricola		
E 2nd octave	Agricola		
F 2nd octave	Agricola		
F#/Gb 2nd octave	Agricola		
G 2nd octave	Agricola		
G#/Ab 2nd octave	Agricola		
A 2nd octave	Agricola		
A#/Bb 2nd octave	Agricola		

-- Historical fingerings -- Martin Agricola (1528)

<p><b>B</b> 2nd octave</p>	<p>Agricola</p>			<p><b>B</b> 2nd octave</p>
<p><b>C</b> 3rd octave</p>	<p>(*1)</p>			<p><b>C</b> 3rd octave</p>

(\*1) =

>>> The first fingering is the recommended fingering, the others are alternative fingerings.

(FPDF/DejaVu)en-2023-09-22 [74.36/t161/]