

Blockis recorder fingerings

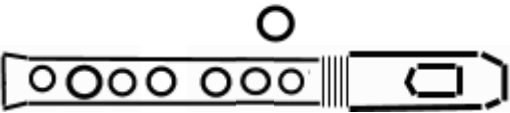

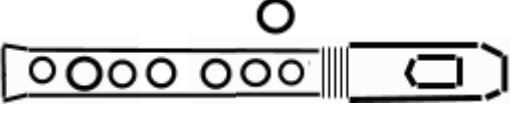

-- Historical fingerings -- Aurelio Virgiliano (1600)

C 1st octave	Virgiliano			C 1st octave
C#/Db 1st octave	(*1)			C#/Db 1st octave
D 1st octave	Virgiliano			D 1st octave
D#/Eb 1st octave	(*1)			D#/Eb 1st octave
E 1st octave	Virgiliano			E 1st octave
F 1st octave	Virgiliano			F 1st octave
F#/Gb 1st octave	(*1)			F#/Gb 1st octave
G 1st octave	Virgiliano			G 1st octave
G#/Ab 1st octave	(*1)			G#/Ab 1st octave
A 1st octave	Virgiliano			A 1st octave
A#/Bb 1st octave	Virgiliano			A#/Bb 1st octave

-- Historical fingerings -- Aurelio Virgiliano (1600)

B 1st octave	(*1)		
C 2nd octave	Virgiliano		
C#/Db 2nd octave	(*1)		
D 2nd octave	Virgiliano		
D#/Eb 2nd octave	(*1)		
E 2nd octave	Virgiliano		
F 2nd octave	Virgiliano		
F#/Gb 2nd octave	(*1)		
G 2nd octave	Virgiliano		
G#/Ab 2nd octave	(*1)		
A 2nd octave	Virgiliano		
A#/Bb 2nd octave	Virgiliano		

-- Historical fingerings -- Aurelio Virgiliano (1600)

<p>B 2nd octave</p>	<p>(*1)</p>			<p>B 2nd octave</p>
<p>C 3rd octave</p>	<p>(*1)</p>			<p>C 3rd octave</p>

(*1) =

>>> The first fingering is the recommended fingering, the others are alternative fingerings.

(FPDF/DejaVu)en-2022-05-20 [74.36/t161/]