

Blockis recorder fingerings

-- Historical fingerings -- Bartolomeo Bismantova (1677)

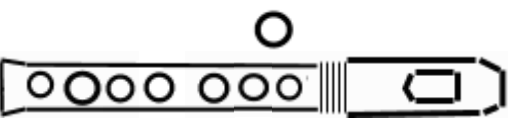

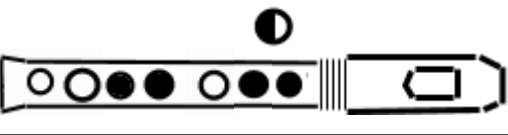

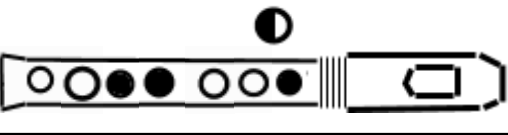

C 1st octave	Bismantova			C 1st octave
C#/Db 1st octave	(*1)			C#/Db 1st octave
D 1st octave	Bismantova			D 1st octave
D#/Eb 1st octave	Bismantova			D#/Eb 1st octave
E 1st octave	Bismantova			E 1st octave
F 1st octave	Bismantova			F 1st octave
F#/Gb 1st octave	Bismantova			F#/Gb 1st octave
G 1st octave	Bismantova			G 1st octave
G#/Ab 1st octave	Bismantova			G#/Ab 1st octave
A 1st octave	Bismantova			A 1st octave
A#/Bb 1st octave	Bismantova			A#/Bb 1st octave

-- Historical fingerings -- Bartolomeo Bismantova (1677)

B 1st octave	Bismantova		
C 2nd octave	Bismantova		
C#/Db 2nd octave	Bismantova		
D 2nd octave	Bismantova		
D#/Eb 2nd octave	Bismantova		
	Bismantova		
E 2nd octave	Bismantova		
F 2nd octave	Bismantova		
F#/Gb 2nd octave	(*1)		
G 2nd octave	Bismantova		
G#/Ab 2nd octave	(*1)		
A 2nd octave	Bismantova		

sic???

-- Historical fingerings -- Bartolomeo Bismantova (1677)

<p>A#/Bb 2nd octave</p>	<p>(*1)</p>	 <p>A fingering diagram for the 2nd octave of A#/Bb. It shows a staff with seven circles representing strings. The first circle is open, and the second is closed. The third and fourth circles are closed with a dot above them. The fifth and sixth circles are closed with a dot above them. The seventh circle is closed with a dot above it. A treble clef is on the left, and a box with a 'D' is on the right.</p>	 <p>A musical notation for the 2nd octave of A#/Bb. It shows a treble clef, a sharp sign for the second line, and a note on the second line.</p>	<p>A#/Bb 2nd octave</p>
<p>B 2nd octave</p>	<p>Bismantova</p>	 <p>A fingering diagram for the 2nd octave of B. It shows a staff with seven circles representing strings. The first circle is open, and the second is closed. The third and fourth circles are closed with a dot above them. The fifth and sixth circles are closed with a dot above them. The seventh circle is closed with a dot above it. A treble clef is on the left, and a box with a 'D' is on the right.</p>	 <p>A musical notation for the 2nd octave of B. It shows a treble clef and a note on the second line.</p>	<p>B 2nd octave</p>
<p>C 3rd octave</p>	<p>Bismantova</p>	 <p>A fingering diagram for the 3rd octave of C. It shows a staff with seven circles representing strings. The first circle is open, and the second is closed. The third and fourth circles are closed with a dot above them. The fifth and sixth circles are closed with a dot above them. The seventh circle is closed with a dot above it. A treble clef is on the left, and a box with a 'D' is on the right.</p>	 <p>A musical notation for the 3rd octave of C. It shows a treble clef and a note on the second line.</p>	<p>C 3rd octave</p>

(*1) =

>>> The first fingering is the recommended fingering, the others are alternative fingerings.

(FPDF/DejaVu)en-2023-09-22 [74.36/t161/]