



















# Blockis recorder fingerings


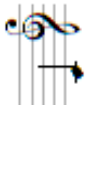



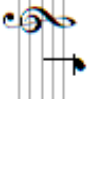







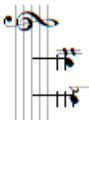




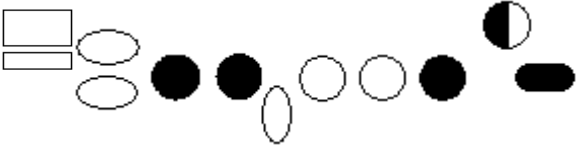

-- Breukink, Adriana (NL) -- Eagle -- Alto

<p><b>E</b> Sub octave</p>				<p><b>E</b> Sub octave</p>
<p><b>F</b> 1st octave</p>				<p><b>F</b> 1st octave</p>
<p><b>F#/Gb</b> 1st octave</p>				<p><b>F#/Gb</b> 1st octave</p>
<p><b>G</b> 1st octave</p>				<p><b>G</b> 1st octave</p>
<p><b>G#/Ab</b> 1st octave</p>				<p><b>G#/Ab</b> 1st octave</p>
<p><b>A</b> 1st octave</p>				<p><b>A</b> 1st octave</p>
<p><b>A#/Bb</b> 1st octave</p>				<p><b>A#/Bb</b> 1st octave</p>
<p><b>B</b> 1st octave</p>				<p><b>B</b> 1st octave</p>
<p><b>C</b> 1st octave</p>				<p><b>C</b> 1st octave</p>

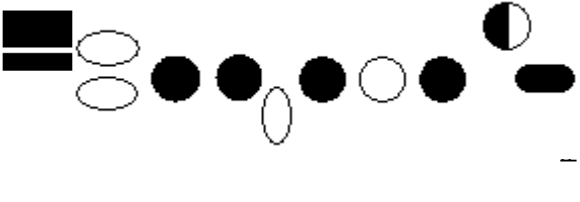




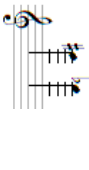



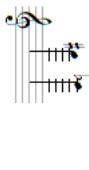



-- Breukink, Adriana (NL) -- Eagle -- Alto

<p>C#/Db 1st octave</p>				<p>C#/Db 1st octave</p>
<p>D 1st octave</p>				<p>D 1st octave</p>
<p>D#/Eb 1st octave</p>				<p>D#/Eb 1st octave</p>
<p>E 1st octave</p>				<p>E 1st octave</p>
<p>F 2nd octave</p>				<p>F 2nd octave</p>
<p>F#/Gb 2nd octave</p>				<p>F#/Gb 2nd octave</p>
				<p>F#/Gb 2nd octave</p>
<p>G 2nd octave</p>				<p>G 2nd octave</p>
<p>G#/Ab 2nd octave</p>				<p>G#/Ab 2nd octave</p>

-- Breukink, Adriana (NL) -- Eagle -- Alto

A 2nd octave				A 2nd octave
A#/Bb 2nd octave				A#/Bb 2nd octave
B 2nd octave				B 2nd octave
C 2nd octave				C 2nd octave
C#/Db 2nd octave				C#/Db 2nd octave
D 2nd octave				D 2nd octave
D#/Eb 2nd octave				D#/Eb 2nd octave
				D#/Eb 2nd octave
E 2nd octave				E 2nd octave
F 3rd octave				F 3rd octave

-- Breukink, Adriana (NL) -- Eagle -- Alto

<p>F#/Gb 3rd octave</p>				<p>F#/Gb 3rd octave</p>
<p>G 3rd octave</p>				<p>G 3rd octave</p>
<p>G#/Ab 3rd octave</p>				<p>G#/Ab 3rd octave</p>
<p>A 3rd octave</p>				<p>A 3rd octave</p>
<p>A#/Bb 3rd octave</p>				<p>A#/Bb 3rd octave</p>
<p>B 3rd octave</p>				<p>B 3rd octave</p>
				

-- Breukink, Adriana (NL) -- Eagle -- Alto

<p>C 3rd octave</p>				<p>C 3rd octave</p>
<p>C#/Db 3rd octave</p>	<p>(*1)</p>			<p>C#/Db 3rd octave</p>
<p>D 3rd octave</p>	<p>(*1)</p>			<p>D 3rd octave</p>
<p>D#/Eb 3rd octave</p>	<p>(*1)</p>			<p>D#/Eb 3rd octave</p>

(\*1) = The manufacturer of this model has not provided a fingering for this note

>>> The first fingering is the recommended fingering, the others are alternative fingerings.

>>> Solid black circle below the foot joint: Close bell hole with your knee.