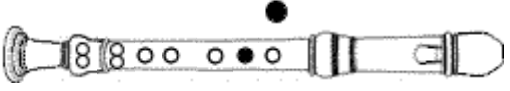

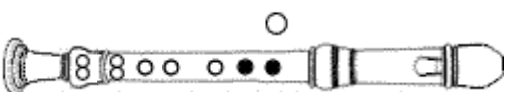









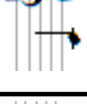
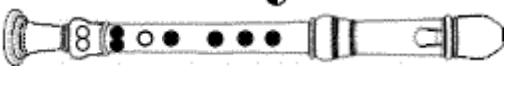





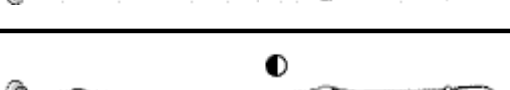



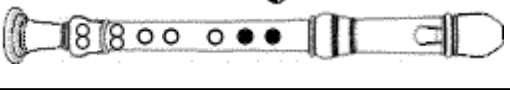



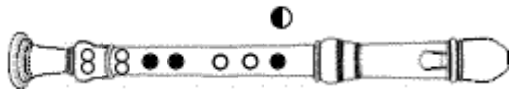

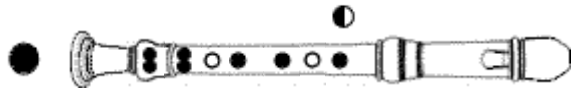



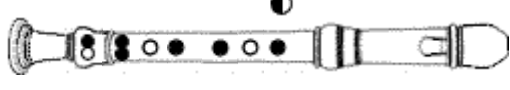
Blockis recorder fingerings

-- Kueng (CH) -- Studio -- Sopranino

F 1st octave			F 1st octave
F#/Gb 1st octave			F#/Gb 1st octave
G 1st octave			G 1st octave
G#/Ab 1st octave			G#/Ab 1st octave
A 1st octave			A 1st octave
A#/Bb 1st octave			A#/Bb 1st octave
B 1st octave			B 1st octave
C 1st octave			C 1st octave
C#/Db 1st octave			C#/Db 1st octave
D 1st octave			D 1st octave
D#/Eb 1st octave			D#/Eb 1st octave
E 1st octave			E 1st octave

-- Kueng (CH) -- Studio -- Sopranino

F 2nd octave				F 2nd octave
F#/Gb 2nd octave				F#/Gb 2nd octave
				
G 2nd octave				G 2nd octave
G#/Ab 2nd octave				G#/Ab 2nd octave
A 2nd octave				A 2nd octave
A#/Bb 2nd octave				A#/Bb 2nd octave
B 2nd octave				B 2nd octave
C 2nd octave				C 2nd octave
C#/Db 2nd octave				C#/Db 2nd octave
D 2nd octave				D 2nd octave
D#/Eb 2nd octave	Hole 7: close a little			D#/Eb 2nd octave
E 2nd octave				E 2nd octave

<p>F 3rd octave</p>				<p>F 3rd octave</p>
<p>F#/Gb 3rd octave</p>				<p>F#/Gb 3rd octave</p>
<p>G 3rd octave</p>				<p>G 3rd octave</p>
				

>>> The first fingering is the recommended fingering, the others are alternative fingerings.

(FPDF/DejaVu)en-2024-12-12 [74.36/t161/]