

Blockis recorder fingerings

C 1st octave			C 1st octave
C#/Db 1st octave			C#/Db 1st octave
D 1st octave			D 1st octave
D#/Eb 1st octave	 not standard		D#/Eb 1st octave
E 1st octave			E 1st octave
F 1st octave			F 1st octave
F#/Gb 1st octave	 not standard		F#/Gb 1st octave
G 1st octave			G 1st octave
G#/Ab 1st octave			G#/Ab 1st octave
A 1st octave			A 1st octave
A#/Bb 1st octave			A#/Bb 1st octave













-- Kueng (CH) -- Classica -- Great Bass in C (in treble clef)

-- Kueng (CH) -- Classica -- Great Bass in C (in treble clef)

B 1st octave			B 1st octave
C 2nd octave			C 2nd octave
C#/Db 2nd octave			C#/Db 2nd octave
D 2nd octave			D 2nd octave
D#/Eb 2nd octave			D#/Eb 2nd octave
E 2nd octave			E 2nd octave
F 2nd octave			F 2nd octave
F#/Gb 2nd octave			F#/Gb 2nd octave
G 2nd octave			G 2nd octave
G#/Ab 2nd octave			G#/Ab 2nd octave
A 2nd octave			A 2nd octave

not standard

-- Kueng (CH) -- Classica -- Great Bass in C (in treble clef)

<p>A#/Bb 2nd octave</p>				<p>A#/Bb 2nd octave</p>
<p>B 2nd octave</p>				<p>B 2nd octave</p>
<p>C 3rd octave</p>				<p>C 3rd octave</p>
<p>C#/Db 3rd octave</p>	<p>(*1)</p>			<p>C#/Db 3rd octave</p>
<p>D 3rd octave</p>				<p>D 3rd octave</p>
<p>D#/Eb 3rd octave</p>				<p>D#/Eb 3rd octave</p>

(*1) = The manufacturer of this model has not provided a fingering for this note

>>> The first fingering is the recommended fingering, the others are alternative fingerings.

>>> 4th hole ring (right index finger): Depress ring only and leave the hole open.