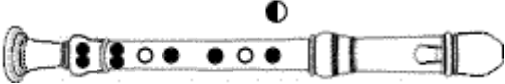

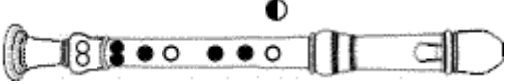

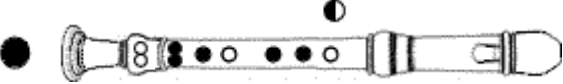

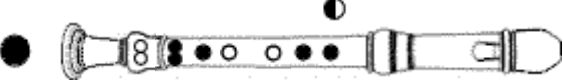

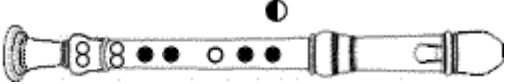

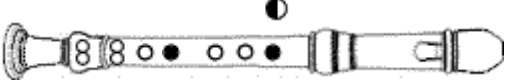



Blockis recorder fingerings

-- Kueng (CH) -- Superio -- Alto

F 1st octave				F 1st octave
F#/Gb 1st octave				F#/Gb 1st octave
G 1st octave				G 1st octave
G#/Ab 1st octave				G#/Ab 1st octave
A 1st octave				A 1st octave
A#/Bb 1st octave				A#/Bb 1st octave
B 1st octave				B 1st octave
C 1st octave				C 1st octave
C#/Db 1st octave				C#/Db 1st octave
D 1st octave				D 1st octave
D#/Eb 1st octave				D#/Eb 1st octave
E 1st octave				E 1st octave
F 2nd octave				F 2nd octave

F#/Gb 2nd octave				F#/Gb 2nd octave
G 2nd octave				G 2nd octave
G#/Ab 2nd octave				G#/Ab 2nd octave
A 2nd octave				A 2nd octave
A#/Bb 2nd octave				A#/Bb 2nd octave
B 2nd octave				B 2nd octave
C 2nd octave				C 2nd octave
C#/Db 2nd octave				C#/Db 2nd octave
D 2nd octave				D 2nd octave
D#/Eb 2nd octave	Hole 7: close a little			D#/Eb 2nd octave
E 2nd octave				E 2nd octave
F 3rd octave				F 3rd octave
F#/Gb 3rd octave				F#/Gb 3rd octave

G 3rd octave				G 3rd octave
G#/Ab 3rd octave				G#/Ab 3rd octave
A 3rd octave				A 3rd octave
A#/Bb 3rd octave				A#/Bb 3rd octave
B 3rd octave				B 3rd octave
C 3rd octave				C 3rd octave

>>> Solid black circle below the foot joint: Close bell hole with your knee.