

# Blockis recorder fingerings






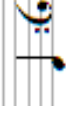
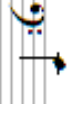









C 1st octave			C 1st octave
C#/Db 1st octave			C#/Db 1st octave
D 1st octave			D 1st octave
D#/Eb 1st octave			D#/Eb 1st octave
E 1st octave			E 1st octave
F 1st octave			F 1st octave
F#/Gb 1st octave			F#/Gb 1st octave
G 1st octave			G 1st octave
G#/Ab 1st octave			G#/Ab 1st octave
A 1st octave			A 1st octave

-- Kueng (CH) -- Superio -- Great Bass in C (in bass clef)

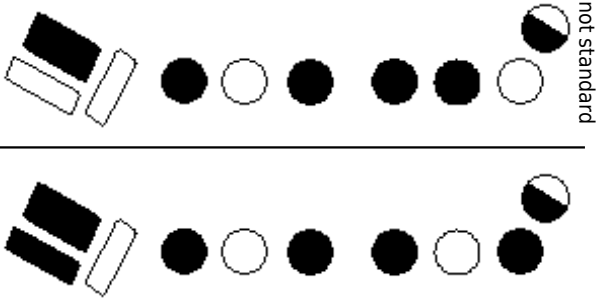







-- Kueng (CH) -- Superio -- Great Bass in C (in bass clef)

A#/Bb 1st octave			
B 1st octave			
C 2nd octave			
C#/Db 2nd octave			
D 2nd octave			
D 2nd octave			
D#/Eb 2nd octave			
E 2nd octave			
F 2nd octave			

-- Kueng (CH) -- Superio -- Great Bass in C (in bass clef)

<p>F#/Gb 2nd octave</p> 	<p>G 2nd octave</p> 	<p>G#/Ab 2nd octave</p> 	<p>A 2nd octave</p> 	<p>A#/Bb 2nd octave</p> 	<p>B 2nd octave</p> 	<p>C 3rd octave</p> 	<p>C#/Db 3rd octave</p> 
<p>F#/Gb 2nd octave</p>  <p>not standard</p>	<p>G 2nd octave</p> 	<p>G#/Ab 2nd octave</p>  <p>not standard</p>	<p>A 2nd octave</p> 	<p>A#/Bb 2nd octave</p> 	<p>B 2nd octave</p> 	<p>C 3rd octave</p> 	<p>C#/Db 3rd octave</p>  <p>not standard</p>

-- Kueng (CH) -- Superio -- Great Bass in C (in bass clef)

<p>D 3rd octave</p>		 <p>not standard</p>	
<p>D#/Eb 3rd octave</p>			
<p>E 3rd octave</p>		 <p>slightly sharp D# easy</p>	
<p>F 3rd octave</p>			

>>> The first fingering is the recommended fingering, the others are alternative fingerings.

>>> 4th hole ring (right index finger): Depress ring only and leave the hole open.