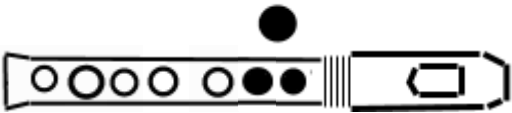

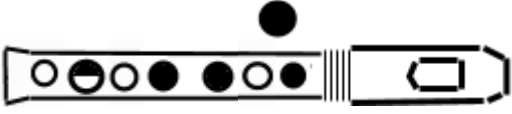


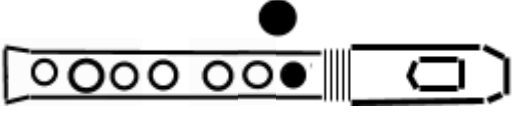

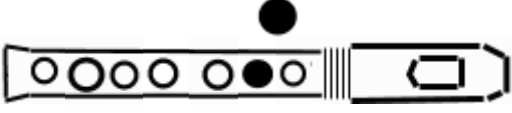


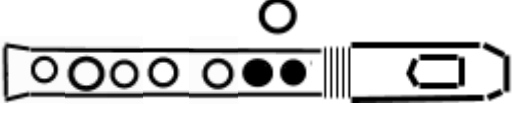

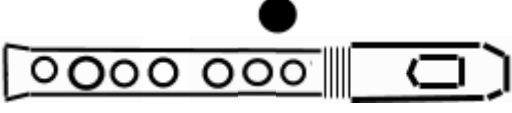
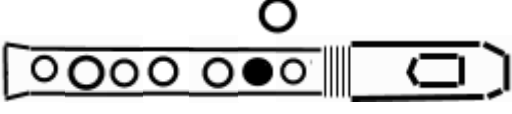

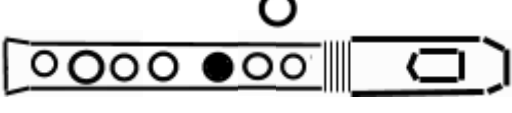
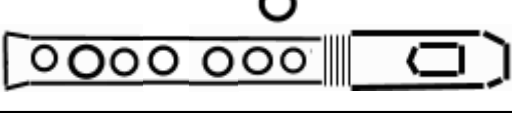




# Blockis recorder fingerings

-- Löbner, Margret (DE) -- Medieval recorders -- Soprano

C 1st octave			C 1st octave
C#/Db 1st octave			C#/Db 1st octave
D 1st octave			D 1st octave
D#/Eb 1st octave			D#/Eb 1st octave
E 1st octave			E 1st octave
F 1st octave			F 1st octave
F#/Gb 1st octave			F#/Gb 1st octave
G 1st octave			G 1st octave
G#/Ab 1st octave			G#/Ab 1st octave

-- Löbner, Margret (DE) -- Medieval recorders -- Soprano

A 1st octave				A 1st octave
A#/Bb 1st octave				A#/Bb 1st octave
				
B 1st octave				B 1st octave
C 2nd octave				C 2nd octave
				
C#/Db 2nd octave				C#/Db 2nd octave
				
D 2nd octave				D 2nd octave
				
				
D#/Eb 2nd octave				D#/Eb 2nd octave

-- Löbner, Margret (DE) -- Medieval recorders -- Soprano

E 2nd octave				E 2nd octave	
F 2nd octave				F 2nd octave	
F#/Gb 2nd octave	not standard			F#/Gb 2nd octave	
G 2nd octave				G 2nd octave	
G#/Ab 2nd octave				G#/Ab 2nd octave	
A 2nd octave				A 2nd octave	
A#/Bb 2nd octave	(*1)			A#/Bb 2nd octave	

(\*1) = The manufacturer of this model has not provided a fingering for this note  
 >>> The first fingering is the recommended fingering, the others are alternative fingerings.