

# Blockis recorder fingerings

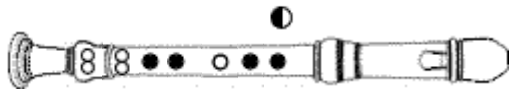

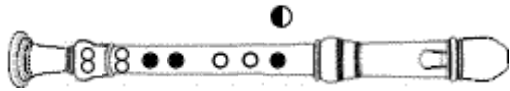

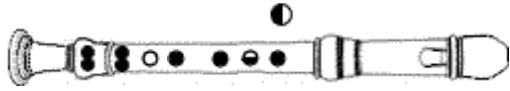

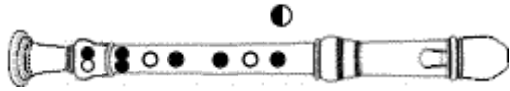

-- Thomann (DE) -- Sopranino -- TRSI-31B -- Plastic -- English fingering

F 1st octave			F 1st octave
F#/Gb 1st octave			F#/Gb 1st octave
G 1st octave			G 1st octave
G#/Ab 1st octave			G#/Ab 1st octave
A 1st octave			A 1st octave
A#/Bb 1st octave			A#/Bb 1st octave
B 1st octave			B 1st octave
C 1st octave			C 1st octave
C#/Db 1st octave			C#/Db 1st octave
D 1st octave			D 1st octave
D#/Eb 1st octave			D#/Eb 1st octave
	not standard 		
E 1st octave			E 1st octave

-- Thomann (DE) -- Sopranino -- TRSI-31B -- Plastic -- English fingering

				F 2nd octave
				F# / Gb 2nd octave
				G 2nd octave
				G# / Ab 2nd octave
				A 2nd octave
				A# / Bb 2nd octave
				B 2nd octave
				C 2nd octave
				C# / Db 2nd octave
				D 2nd octave
				D# / Eb 2nd octave
				F 2nd octave
				F# / Gb 2nd octave
				G 2nd octave
				G# / Ab 2nd octave
				A 2nd octave
				A# / Bb 2nd octave
				B 2nd octave
				C 2nd octave
				C# / Db 2nd octave
				D 2nd octave
				D# / Eb 2nd octave

-- Thomann (DE) -- Sopranino -- TRSI-31B -- Plastic -- English fingering

E 2nd octave				E 2nd octave
F 3rd octave				F 3rd octave
F#/Gb 3rd octave	not standard			F#/Gb 3rd octave
G 3rd octave				G 3rd octave

>>> The first fingering is the recommended fingering, the others are alternative fingerings.

>>> Solid black circle below the foot joint: Close bell hole with your knee.

(FPDF/DejaVu)en-2025-01-25 [74.36/t161/]